

**XXI. EUROPEAN CHAMPIONSHIP OF
COWBOY ACTION SHOOTING & WILD BUNCH**

DOT 2026



**13.- 19. JULY 2026
DOMANIŽA**



SPONSORS



PARTNERS



OBEC DOMANIŽA



Vážené dámy a páni, milí priatelia.

Sme radi, že ste zavítali na Slovensko, ktoré je už dlhoročne neoddeliteľne späté s cowboy action shooting. Slovenská asociácia westernovej streľby - SAWS je už 25 rokov oficiálnym klubom SASS, organizátorom súťaží a propagátorom tejto streleckej disciplíny.

SAWS prináša v tomto roku už ročník 21. Majstrovstiev európy v CAS: DAYS OF TRUTH, čo nás zaväzuje v pokračovaní nášho úsilia a aj spolupráce s ostatnými európskymi asociáciami CAS.

Pripravený program týchto majstrovstiev, hlavný ako aj sprievodný, príjemné prostredie a priateľská atmosféra je dôvodom, ktorý každoročne privádza na Domanižu desiatky strelcov z celej Európy. Vitajte na Slovensku, vitajte v Domaniži.

Želáme Vám pevnú ruku, presné oko a trochu streleckého šťastia.

Je nám veľkou ctou privítať Vás na DOT 2026.



Dear ladies and gentlemen, dear friends.

We're glad you arrived to Slovakia, which has been for a long time close connected with cowboy action shooting. The Slovak Western Shooting Association is SASS affiliated club and longstanding organizer and promoter of this shooting discipline more than 25 years.

This year, SAWS brings the year of the 21th European CAS Championship: DAYS OF TRUTH, committs us to continuing our efforts and cooperation with other European CAS associations.

The prepared program of this championship, the main as well as the accompanying, pleasant environment and friendly atmosphere, is the reason, which annually brings to Domaniža dozens of shooters from all Europe. Welcome to Slovakia, welcome to Domaniža.

We wish you a steady hand, a sharp eye and a little bit of shooters luck.

We are very proud to welcome you at DOT 2026.



**Bambino SASS#90118 / Regulator
President of SAWS
Match Director DOT 2026**



DOT 2026 ORGANIZATION TEAM

| | | |
|-------------------|----------------|-------------------------------|
| Match Director | Bambino | SASS#90118/ Regulator |
| Range Master CAS | Paden | SASS#107437/ Regulator |
| Range Master WB | Mr.Sean | SASS#106106/ Regulator |
| Long Range Master | Camel | SASS#106112 |



| | | |
|----------------|----------------|-------------------------------|
| Stage Marshals | Paden | SASS#107437/ Regulator |
| | William | SASS#106097/ Regulator |

Side matches and FUN events Coordinators

| | | |
|--------------------------|------------------|-------------------------------|
| Speed guns | Michael | SASS#115429 |
| Speed beer&food | Lucy | SASS#115428 |
| Derringer | Pumpkin | SAWS#888008 |
| Quiqley Bucket | Camel | SASS#106112 |
| Long Range/Percus. Rifle | Cheyenne | SASS#115430 |
| Plainsman / Civil War | Paden | SASS#107437/Regulator |
| Warm Up | Ace Curly | SAWS#888074 |
| TOP 16 | Dedo | SASS#102225/ Regulator |
| Team Match | Mr.Sean | SASS#106106/ Regulator |
| Costume Competition | Mr.Sean | SASS#106106/ Regulator |
| Fast Draw | Andrew | SASS#107425 |



| | | |
|---------------------|----------------------------|------------------------------|
| Camping and Parking | Cheyenne | SASS#115430 |
| Emergency | Blind Mole | SASS#106100 |
| Scoring Official | Right Hand of Devil | SASS#90117/ Regulator |

SHOOTING SCHEDULE DOT 2026

PONDELOK 13.07. – PLAINSMAN / IW/ SCOUT - MONDAY July 13

| POSSE/BAY | Long R1-S1 | Long R2-S2 | Long R1-S3 | Long R2-S4 |
|-----------|------------|------------|------------|------------|
| P1 | 1 | 2 | 3 | 4 |
| P2 | 2 | 1 | 4 | 3 |

UTOROK 14.07. - WILD BUNCH - THUESDAY July 14

| POSSE/BAY | B5 | B6 | B7 | B9 | B10 | B11 |
|-----------|----|----|----|----|-----|-----|
| P1 | 1 | 2 | 3 | 4 | 5 | 6 |
| P2 | 3 | 1 | 2 | 5 | 5 | 3 |
| P3 | 2 | 3 | 1 | 6 | 1 | 6 |
| P4 | 4 | 5 | 6 | 1 | 2 | 3 |
| P5 | 6 | 4 | 5 | 3 | 1 | 2 |
| P6 | 5 | 6 | 4 | 2 | 3 | 1 |

STREDA 15.07. – WARM UP - WEDNESDAY July 15

| POSSE/BAY | B9 | B10 | B11 | B12 |
|-----------|----|-----|-----|-----|
| P1 | 1 | 2 | 3 | 4 |
| P2 | 4 | 1 | 2 | 3 |
| P3 | 3 | 4 | 1 | 2 |
| P4 | 2 | 3 | 4 | 1 |

ŠTVRTOK 16.07. - C.A.S - THURSDAY July 16

| POSSE/BAY | B1 | B2 | B3 | B4 | B5 | B6 | B7 | B8 | B9 | B10 | B11 | B12 |
|-----------|----|----|----|----|----|----|----|----|----|-----|-----|-----|
| P1 | 1 | 2 | 3 | 4 | | | | | | | | |
| P2 | 4 | 1 | 2 | 3 | | | | | | | | |
| P3 | 3 | 4 | 1 | 2 | | | | | | | | |
| P4 | 2 | 3 | 4 | 1 | | | | | | | | |
| P5 | | | | | 1 | 2 | 3 | 4 | | | | |
| P6 | | | | | 4 | 1 | 2 | 3 | | | | |
| P7 | | | | | 3 | 4 | 1 | 2 | | | | |
| P8 | | | | | 2 | 3 | 4 | 1 | | | | |
| P9 | | | | | | | | | 1 | 2 | 3 | 4 |
| P10 | | | | | | | | | 4 | 1 | 2 | 3 |
| P11 | | | | | | | | | 3 | 4 | 1 | 2 |
| P12 | | | | | | | | | 2 | 3 | 4 | 1 |

Prvý stage dňa **1** / First stage of the day **1**

SHOOTING SCHEDULE DOT 2026

PIATOK 17.07. - C.A.S - FRIDAY July 17

| POSSE/BAY | B1 | B2 | B3 | B4 | B5 | B6 | B7 | B8 | B9 | B10 | B11 | B12 |
|-----------|----|----|----|----|----|----|----|----|----|-----|-----|-----|
| P1 | | | | | 1 | 2 | 3 | 4 | | | | |
| P2 | | | | | 4 | 1 | 2 | 3 | | | | |
| P3 | | | | | 3 | 4 | 1 | 2 | | | | |
| P4 | | | | | 2 | 3 | 4 | 1 | | | | |
| P5 | | | | | | | | | 1 | 2 | 3 | 4 |
| P6 | | | | | | | | | 4 | 1 | 2 | 3 |
| P7 | | | | | | | | | 3 | 4 | 1 | 2 |
| P8 | | | | | | | | | 2 | 3 | 4 | 1 |
| P9 | 1 | 2 | 3 | 4 | | | | | | | | |
| P10 | 4 | 1 | 2 | 3 | | | | | | | | |
| P11 | 3 | 4 | 1 | 2 | | | | | | | | |
| P12 | 2 | 3 | 4 | 1 | | | | | | | | |

SOBOTA 18.07. - C.A.S - SATURDAY July 18

| POSSE/BAY | B1 | B2 | B3 | B4 | B5 | B6 | B7 | B8 | B9 | B10 | B11 | B12 |
|-----------|----|----|----|----|----|----|----|----|----|-----|-----|-----|
| P1 | | | | | | | | | 1 | 2 | 3 | 4 |
| P2 | | | | | | | | | 4 | 1 | 2 | 3 |
| P3 | | | | | | | | | 3 | 4 | 1 | 2 |
| P4 | | | | | | | | | 2 | 3 | 4 | 1 |
| P5 | 1 | 2 | 3 | 4 | | | | | | | | |
| P6 | 4 | 1 | 2 | 3 | | | | | | | | |
| P7 | 3 | 4 | 1 | 2 | | | | | | | | |
| P8 | 2 | 3 | 4 | 1 | | | | | | | | |
| P9 | | | | | 1 | 2 | 3 | 4 | | | | |
| P10 | | | | | 4 | 1 | 2 | 3 | | | | |
| P11 | | | | | 3 | 4 | 1 | 2 | | | | |
| P12 | | | | | 2 | 3 | 4 | 1 | | | | |

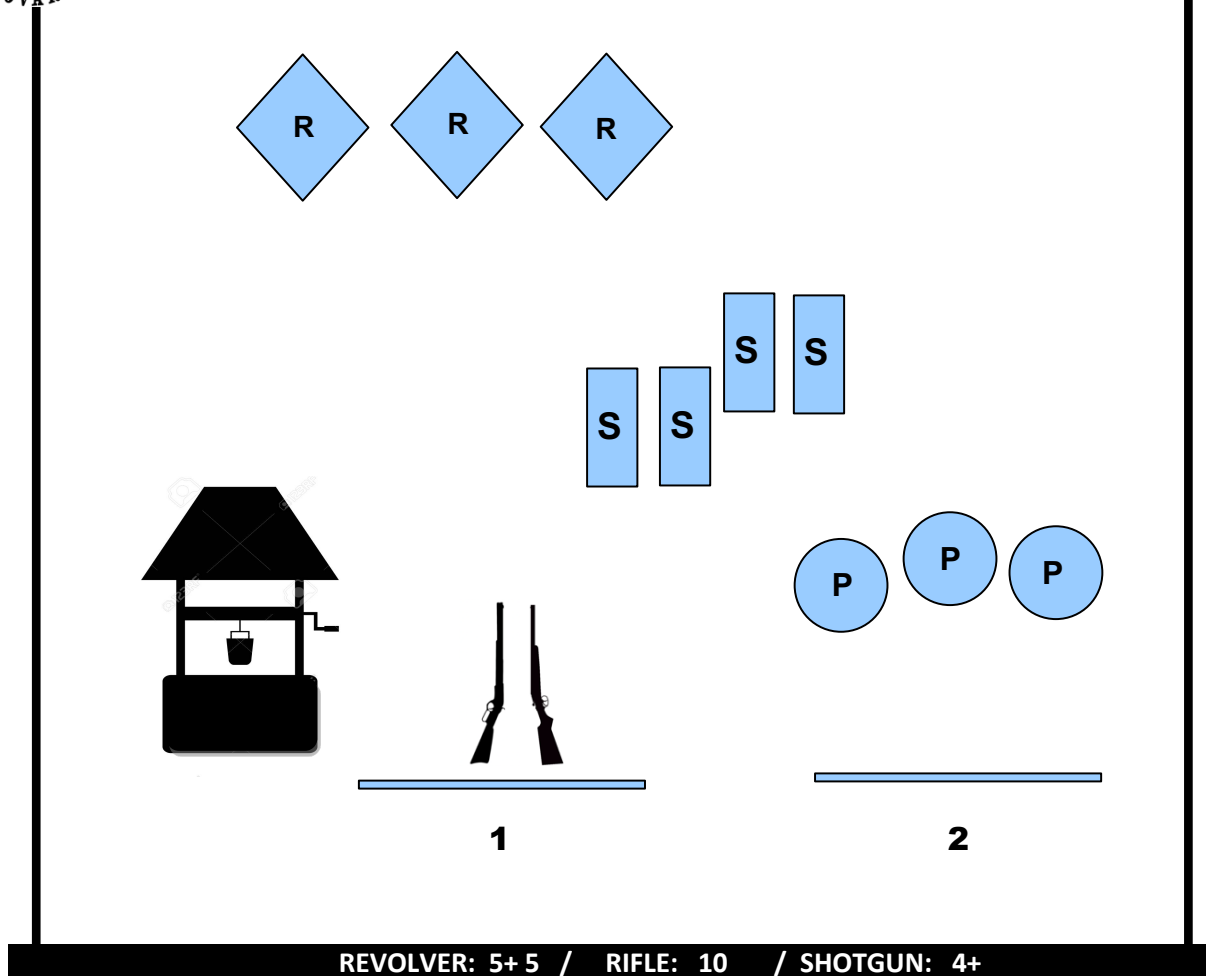
Prvý stage dňa **1** / First stage of the day **1**





STAGE No.1

BAY
1



REVOLVER: 5+ 5 / RIFLE: 10 / SHOTGUN: 4+

STANDING and STARTING POSITION

Strelec stojí na pozícii 1, jednou rukou sa opiera o studňu, v druhej drží hrnček.
Revolvery v holstroch, puška a brokovnica na pozícii 1.

**Shooter stands at position 1 and leans on the well with one hand, holding a mug in the other.
Revolvers holstered, rifle and shotgun at position 1.**

WHEN READY SAY

Aký krásny deň !

What a lovely day!

PROCEDURE

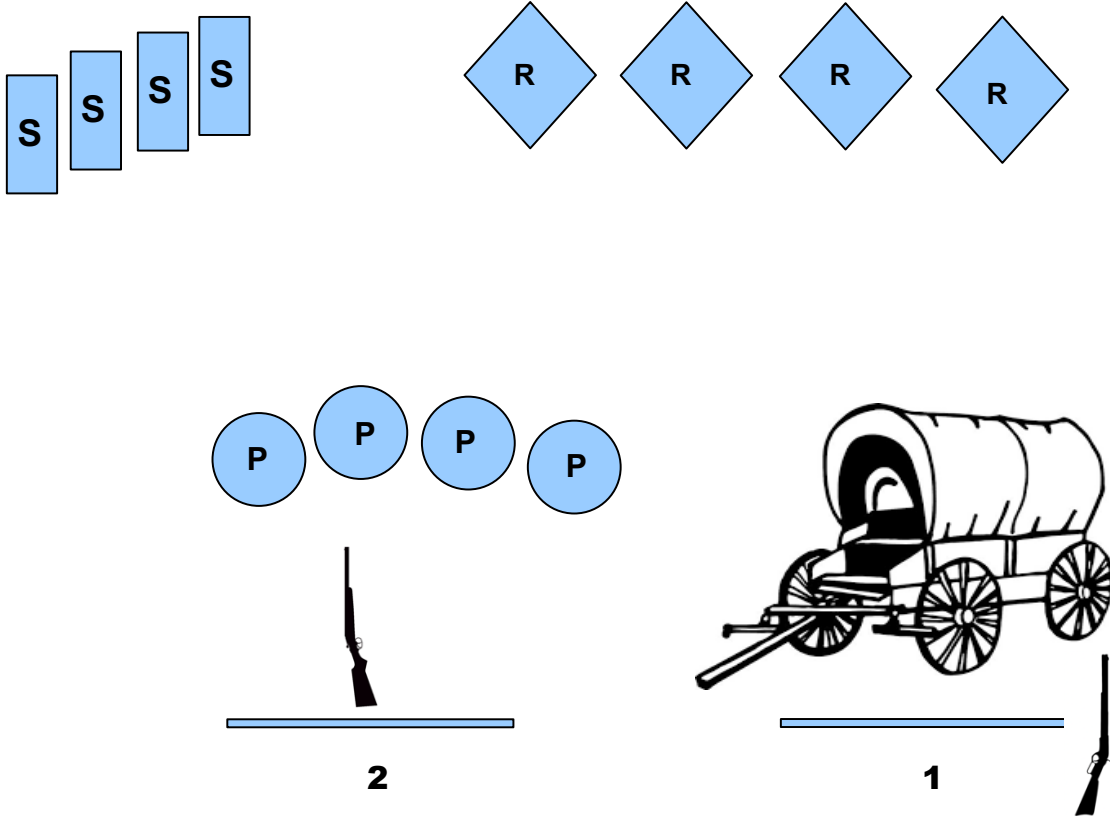
Na BEEP strelec pustí hrnček a strieľa terče P spôsobom 2 – 3 – 5 Sweep z ľubovoľnej strany. Potom medzi pozíciami strieľa brokovnicou terče S ľubovoľne do spadnutia, ale posledná rana musí byť z pozície 2. Ako posledné strieľa revolvermi terče P spôsobom 2 – 3 – 5 Sweep z ľubovoľnej strany.

After BEEP shooter drops a mug. With the rifle engage P targets in 2 – 3 – 5 Sweep starting either end. Between positions 1 and 2 with the shotgun engage S targets until down in any order but last shot must be from position 2. From position 2 with the revolvers engage P targets in 2 – 3 – 5 Sweep starting either end.



STAGE No.2

BAY
2



REVOLVER : 5+ 5 / RIFLE: 10 / SHOTGUN: 4+

STANDING and STARTING

Strelec stojí na pozícii 1 a opiera sa o voz vo výške ramien. Revolvery v holstroch, puška na pozícii 1 a brokovnica na pozícii 2.

Shooter stands at position 1, hands touching the cart at shoulder level height. Revolvers holstered, rifle staged at position 1, shotgun at position 2.

WHEN READY SAY

Ja som vždy pripravený !

I am always ready!

PROCEDURE

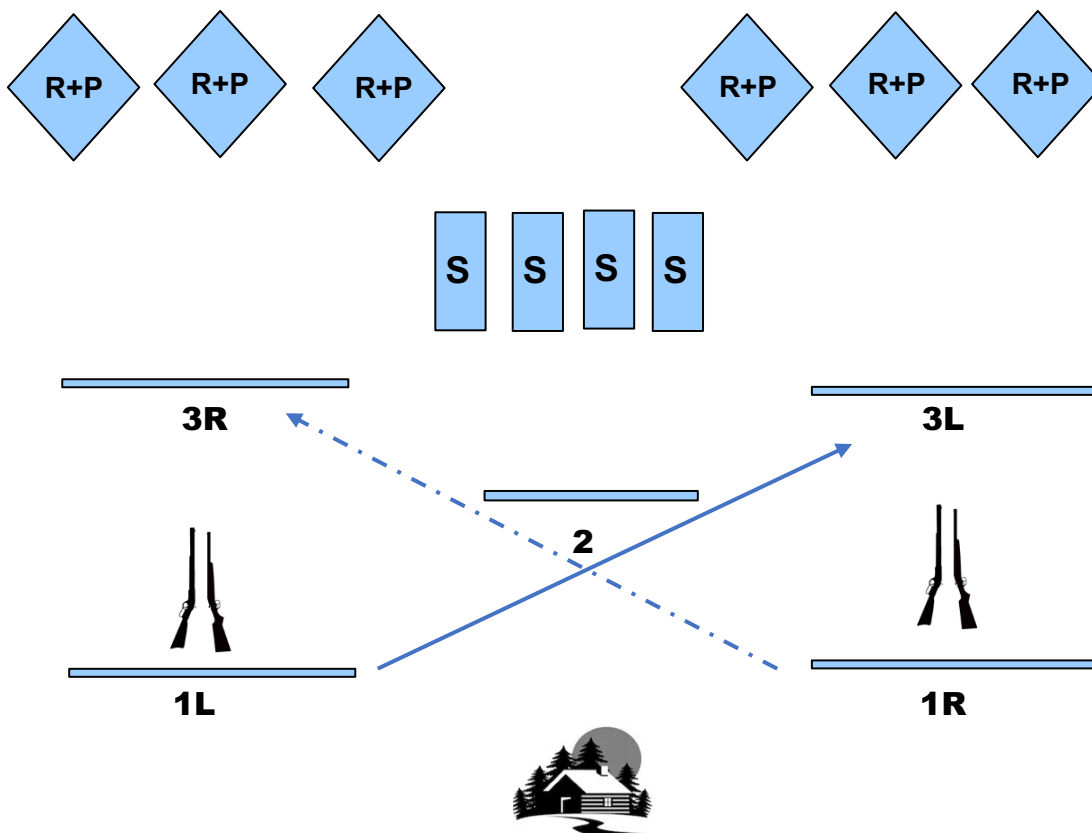
Po BEEP strelec strieľa puškou terče R spôsobom **Nevada Sweep** z ľubovoľnej strany. Pušku odloží na voze. Potom v pozícii 2 strieľa revolvermi strieľa terče P spôsobom **Continual Nevada Sweep** z ľubovoľnej strany. Na záver strieľa brokovnicou terče S ľubovoľne do spadnutia.

After BEEP with the rifle engage R targets in Nevada Sweep starting either end. Put the rifle down on the cart. From position 2 with the revolvers engage P targets in Continual Nevada Sweep starting either end. Then with the shotgun engage S targets until down in any order.



STAGE No.3

BAY
3



REVOLVER : 5+ 5 / RIFLE: 10 / SHOTGUN: 4+

STANDING and STARTING POSITION

Strelec na pozícii 1L/1R, cowboy relax , revoly v holstroch, puška a brokovnica na pozícii strelca.

**Shooter at position 1L/1R, cowboy relax revolvers holstered,
Rifle and shotgun at position of shooter.**

WHEN READY SAY

Na čo čakáš ?

What are you waiting for?

PROCEDURE

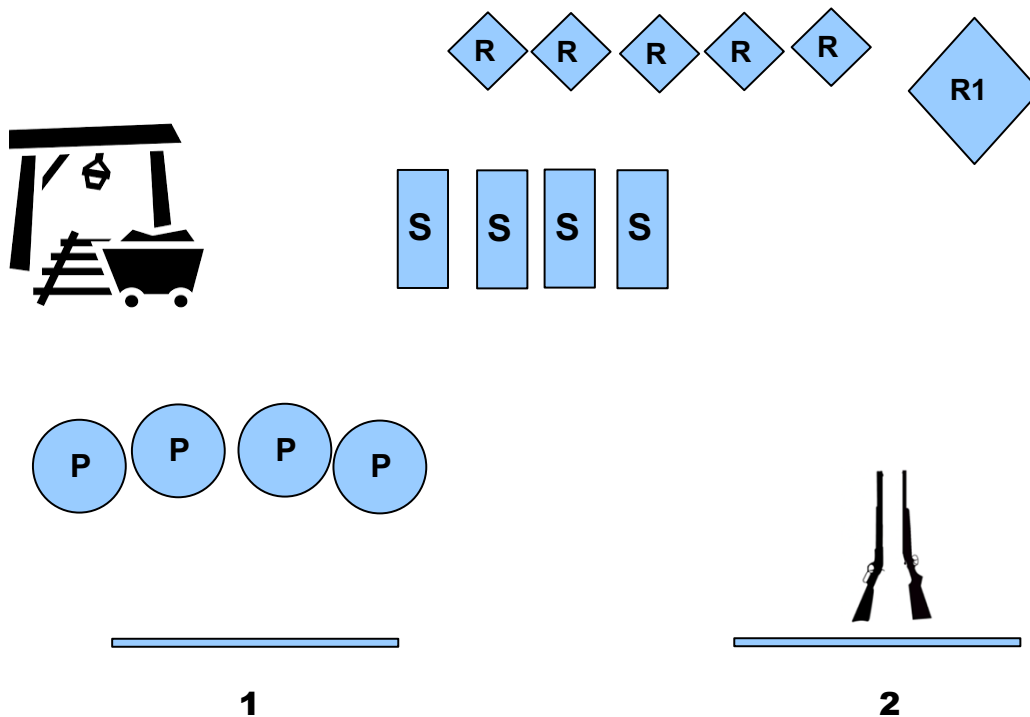
Na BEEP strelec strieľa puškou terče R spôsobom 2 x (1 – 3 – 1) Sweep z ľubovoľnej strany (Dirty Sweep je OK). Medzi pozíciami 1 a 2 strieľa brokovnicou terče S ľubovoľne do spadnutia ale posledná rana musí byť z pozície 2. Presunie sa s brokovnicou na pozíciu 3 , kde potom strieľa revolverom terče P spôsobom 2 x (1 – 3 – 1) Sweep z ľubovoľnej strany(Dirty Sweep je OK)

After BEEP with the rifle engage R targets in 2 x (1 – 3 – 1) Sweep starting either end. (Dirty Sweep is OK). Between positions 1 nad 2 with the shotgun engage S targets until down in any order. Move to position 3 with the shotgun and then from position 3 with the revolvers engage P targets in 2 x (1 – 3 – 1) Sweep starting either end. (Dirty Sweep is OK).



STAGE No.4

BAY
4



REVOLVER : 5+5 / RIFLE: 10 / SHOTGUN: 4+

STANDING and STARTING POSITION

Strelec stojí na pozícii 1 alebo 2 a dľaňami sa opiera o stôl.
Brokovnica a puška na pozícii 2, revolvery v holstroch.

**Shooter stands at position 1 or 2 with palms on the table, revolvers holstered,
rifle and shotgun staged at position 2.**

WHEN READY SAY

Milujem dynamit !

I love a dynamite!

PROCEDURE

Na BEEP (poradie zbraní ľubovoľné, puška nesmie byť posledná)
Z pozície 1 strieľa revolverom P terče tak aby bol každý terč zasiahnutý minimálne 2x.
Z pozície 2 strieľa puškou puškové terče R : 10 rán na 5 padacích terčov do spadnutia,
ostatné do R1 (ten je bez miss). Z pozície 2 strieľa brokovnicou terče S ľubovoľne do spadnutia.

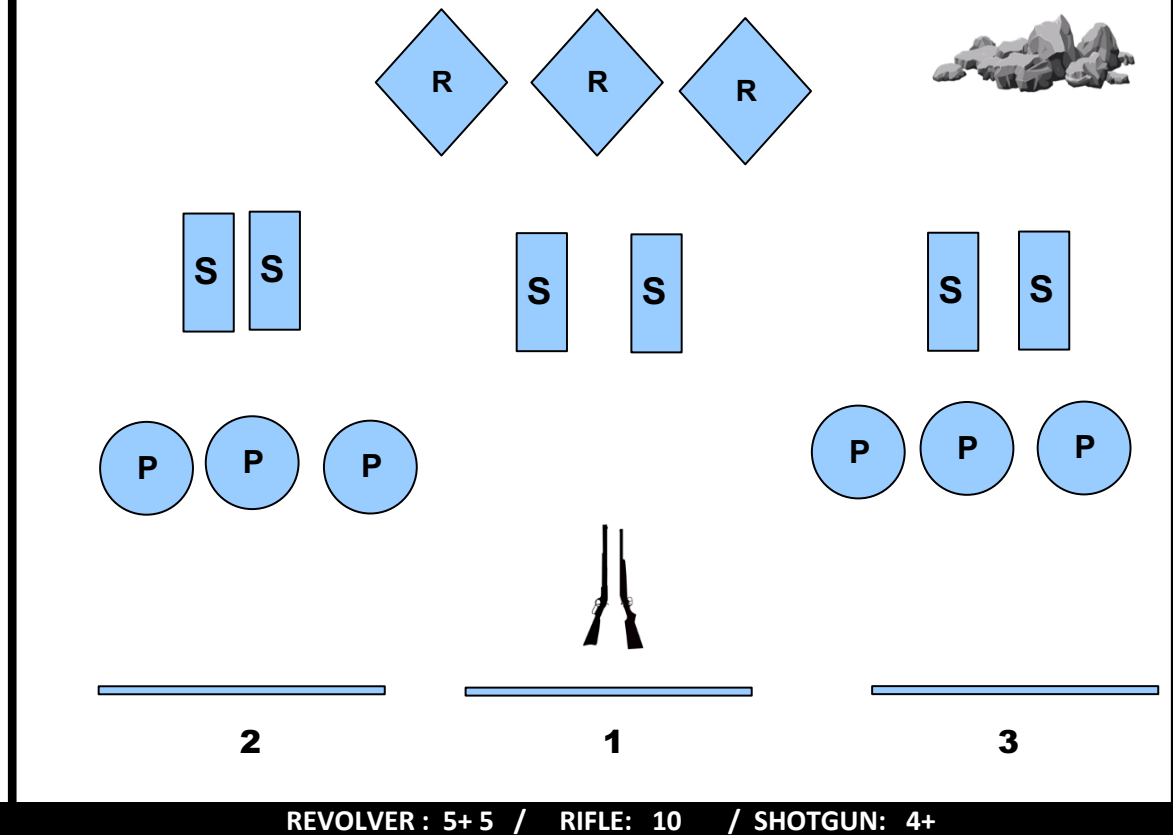
**After BEEP (Any order of weapons, the rifle must not be the last.)
From position 1 with the revolvers engage P targets: each must be hit at least two times.
From position 2 with the rifle engage R targets: 10 shots on 5 folding targets, the rest to R1
(no misses). From positions 2 with the shotgun engage S targets until down in any order.**

(ROUND COUNT)



STAGE No.5

BAY
5



REVOLVER : 5+ 5 / RIFLE: 10 / SHOTGUN: 4+

STANDING and STARTING POSITION

Strelec na pozícii 1, puška v ponose, brokovnica na pozícii strelca, revolversy v holstroch.

Shooter at position 1, rifle port arm. Revolvers holstered, shotgun at position 1 .

WHEN READY SAY

Uži si to kámo !

Enjoy it dude !

PROCEDURE

Na BEEP strieľa puškou terče R tak, aby každý terč bol zasiahnutý min. 3x. Pušku položí na stôl, berie brokovnicu a strieľa dvojicu S terčov pred sebou ľubovoľne do spadnutia. S brokovnicou sa presunie do pozície č. 2 alebo 3 a najprv strieľa dvojicu S terčov pred sebou ľubovoľne do spadnutia. Brokovnicu položí na stôl a strieľa revolvermi P terče tak, aby každý terč bol zasiahnutý min. 3x.

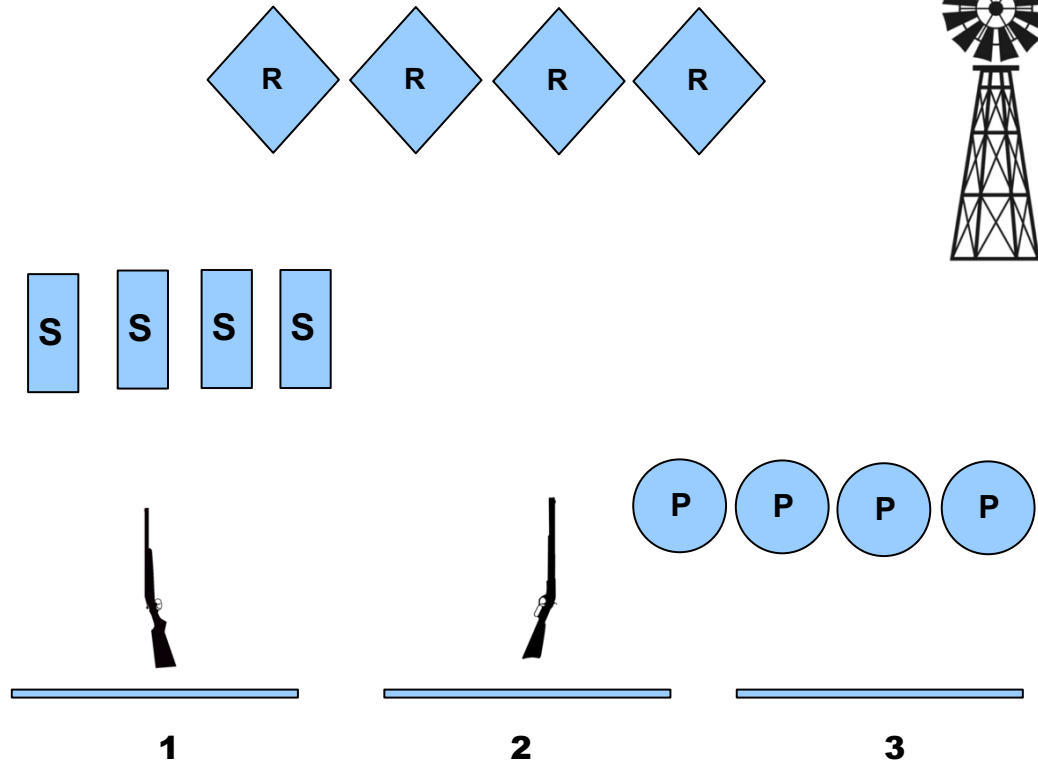
After BEEP engage R targets with the rifle so that each target is hit at least 3 times. Put the rifle on the table, take the shotgun and shoots a pair of S targets in front of until down in any order. Then move with the shotgun to position no. 2 or 3 and first engage a pair of S targets in front of until down in any order. Put the shotgun on the table and engage P targets with the revolvers so that each target is hit at least 3 times.

(ROUND COUNT)



STAGE No.6

BAY
6



REVOLVER: 5+ 5 / RIFLE: 10 / SHOTGUN: 4+

STANDING and STARTING POSITION

Strelec na pozícií 1 / 3, ruky na opasku. Puška na poz.2, brokovnica na poz.1, revolyvery v holstroch.

Shooter at position 1/ 3, hands on the belt. Revolvers holstered, rifle at pos. 2, shotgun at pos. 1.

WHEN READY SAY

Urob mi radosť!

Make me a day!

PROCEDURE

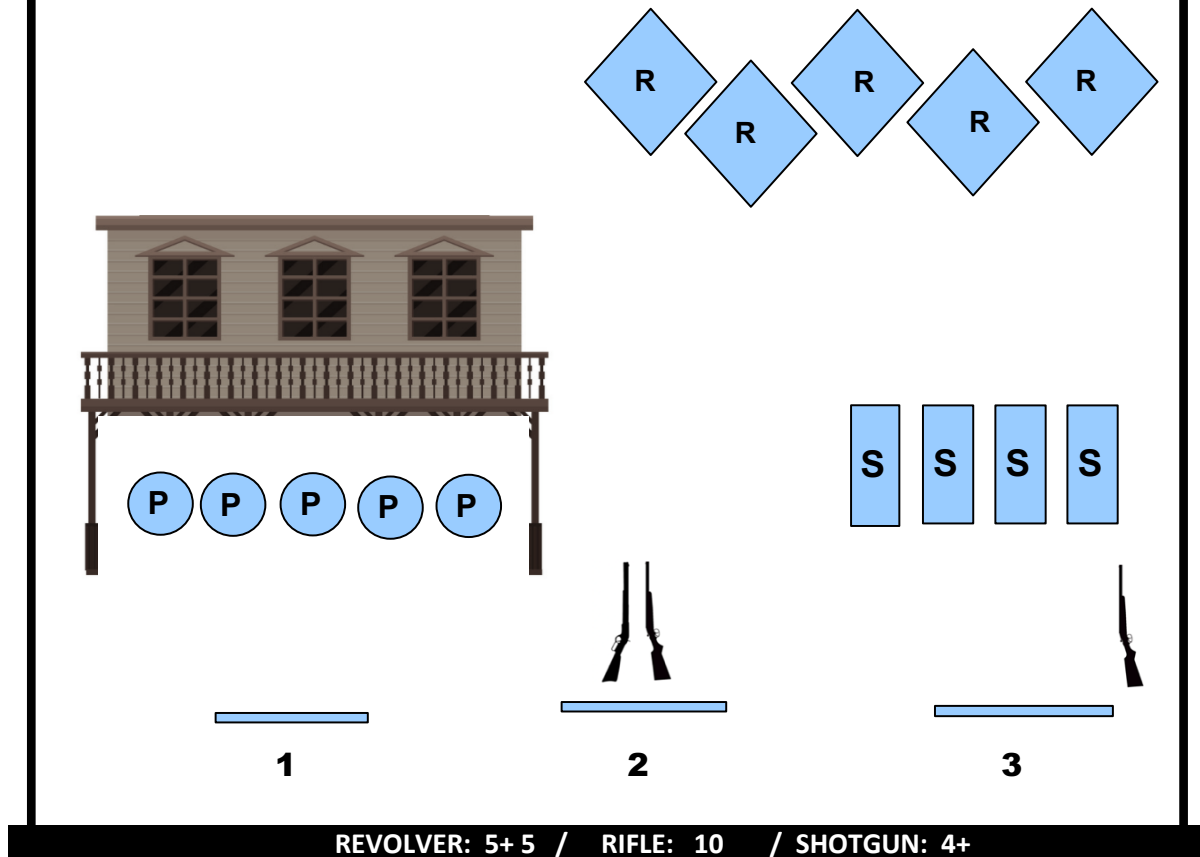
Na BEEP : Z pozície 1 strieľa brokovnicou S terče ľubovoľne do spadnutia.
Na pozíciu 2 kde strieľa puškou terče R spôsobom 3 – 2 – 2 – 3 Sweep z ľubovoľnej strany.
Revolvermi z pozície 3 strieľa terče P spôsobom 3 – 2 – 2 – 3 Sweep z ľubovoľnej strany.
Pušku/brokovnicu odloží na stôl alebo sa s ňou presunie na ďalšiu pozíciu.
Ak je revolver posledný, môže byť odkladaný na stôl.

After BEEP with the shotgun engage S targets until down in any order.
From position 2 with the rifle engage R targets in 3 – 2 – 2 – 3 Sweep starting either end.
From position 3 with the revolvers engage P targets in 3 – 2 – 2 – 3 Sweep starting either end.
The rifle/shotgun put down on the table or move it to the next position.
If the revolver is the last, you can stage it on the table



STAGE No.7

BAY
7



REVOLVER: 5+ 5 / RIFLE: 10 / SHOTGUN: 4+

STANDING and STARTING POSITION

Strelec na pozícii 1, ruka na pažbe revolvera, ktorým začína.
Puška na pozícii 2, brokovnica na pozícii 2 alebo 3.

**Shooter at position 1, hand on the stock of the revolver he starts with.
Revolvers holstered, rifle at position 2., shotgun at position 2 or 3.**

WHEN READY SAY

Robíš si zo mňa strandu ?

Are you kidding me?

PROCEDURE

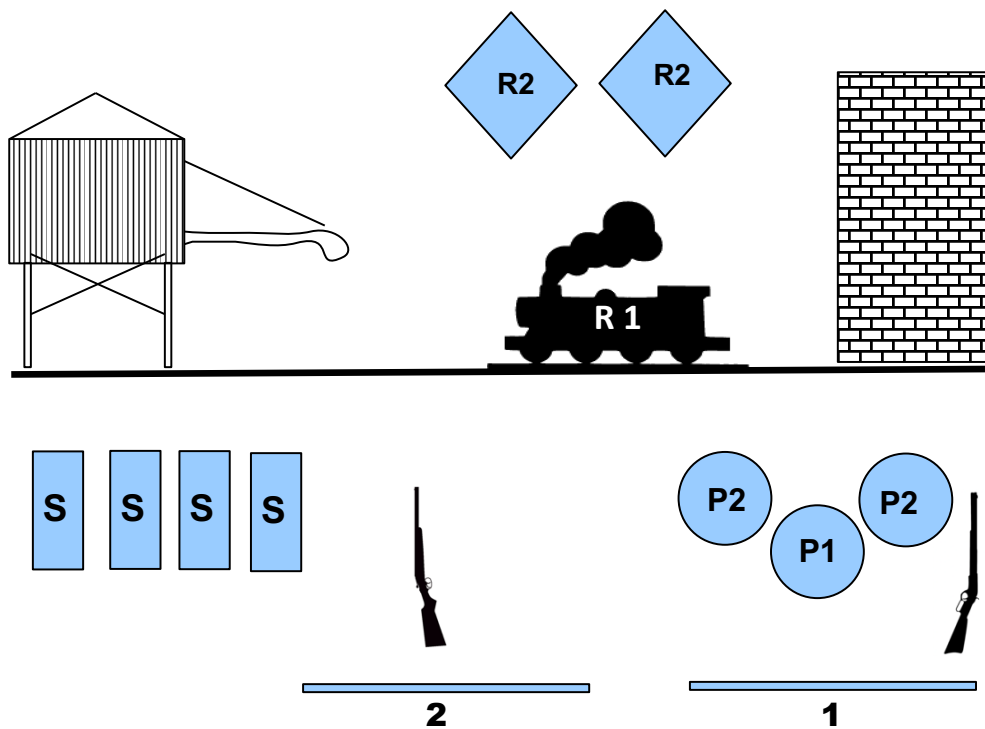
Na BEEP strieľa revolverom terče P spôsobom **Double Tap Sweep** z ľubovoľnej strany. Potom z pozície 2 strieľa puškou terče R spôsobom **Double Tap Sweep** z ľubovoľnej strany. Brokovnicou strieľa medzi pozíciami 2 a 3 ľubovoľne terče S do spadnutia, ale posledný výstrel musí byť z poz. 3.

**After BEEP with the revolvers engage P targets in Double Tap Sweep starting either end.
From position 2 with engage with the rifle R targets in Double Tap Sweep starting either end.
Then with the shotgun engage S targets until down in any order, between positions 2 and 3,
but at least one target must be hit from position 3.**



STAGE No.8

BAY
8



REVOLVER : 5+ 5 / RIFLE: 10 / SHOTGUN: 4+

STANDING and STARTING POSITION

Strelec na pozícii 1, jedna ruka položená na spúšťači vláčika, druhou sa dotýka pušky.
Revolvery v holstroch, puška na pozícii 1, brokovnica na pozícii 2.

**Shooter at position 1, one hand resting on the trigger of the train, the other touching the rifle.
Revolvers holstered, rifle at position 1, shotgun at pos 2.**

WHEN READY SAY

Pozri, vlak prichádza !

Look, the train is coming!

PROCEDURE

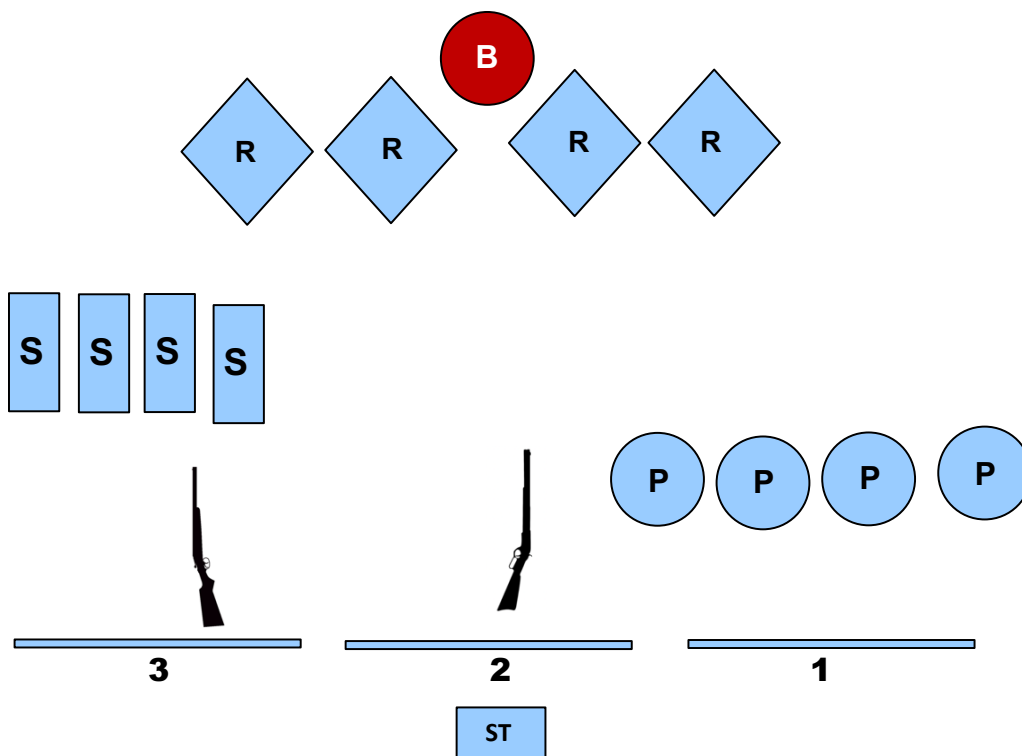
Na BEEP odistí vláčik/zoberie pušku (alebo naopak) a strieľa puškou terče R spôsobom
3xR1– 2xR2 (Double Tap) – 3xR1 – 2xR2 (Double Tap) : (3 – 2 – 3 – 2)
Potom strieľa revolvermi na terče P spôsobom
3xP1– 2xR2 (Double Tap) – 3xR1 – 2xR2 (Double Tap) : (3 – 2 – 3 – 2)
Na pozícii 2 strieľa brokovnicou terče S ľubovoľne do spadnutia.

After BEEP unlock the train/take the rifle (or vice versa) and engage with the rifle R targets in
3xR1– 2xR2 (Double Tap) – 3xR1 – 2xR2 (Double Tap) : (3 – 2 – 3 – 2)
Then with the revolvers engage P targets in
3xP1– 2xP2 (Double Tap) – 3xP1 – 2xP2 (Double Tap) : (3 – 2 – 3 – 2)
From position 2 with the shotgun engage S targets until down in any order.



STAGE No.9

BAY
9



REVOLVER : 5+ 5 / RIFLE: 10 + 1 / SHOTGUN: 4+

STANDING and STARTING POSITION

Strelec na pozícii ST, ukazuje rukou kam pôjde, revolvery v holstroch, puška na poz.2, brokovnica na pozícii 3. Poradie zbraní ľubovoľné, puška nesmie byť posledná.

Shooter stands at position ST, hand's pointing on position where he will go, revolvers holstered, rifle at pos. 2 and shotgun at position 3. Any order of weapons, the rifle must not be the last.

WHEN READY SAY

1.000 dolárov, to je veľa peňazí !

1.000 dollars, that's a lot of money!

PROCEDURE

Na BEEP pozície 1 strieľa revolvermi terče P tak, aby každý terč bol zasiahnutý každým revolverom minimálne 1 x. Z pozície 2 strieľa puškou terče R tak, aby každý terč bol zasiahnutý minimálne 2x.

Potom dobije a strieľa bonus. Z pozície 3 strieľa brokovnicou terče S ľubovoľne do spadnutia.

Dlhé zbrane odkladáme na stôl pred sebou, alebo sa s nimi presunúť na ďalšiu pozíciu.

Bonusu: – 10 s, nie je to miss.

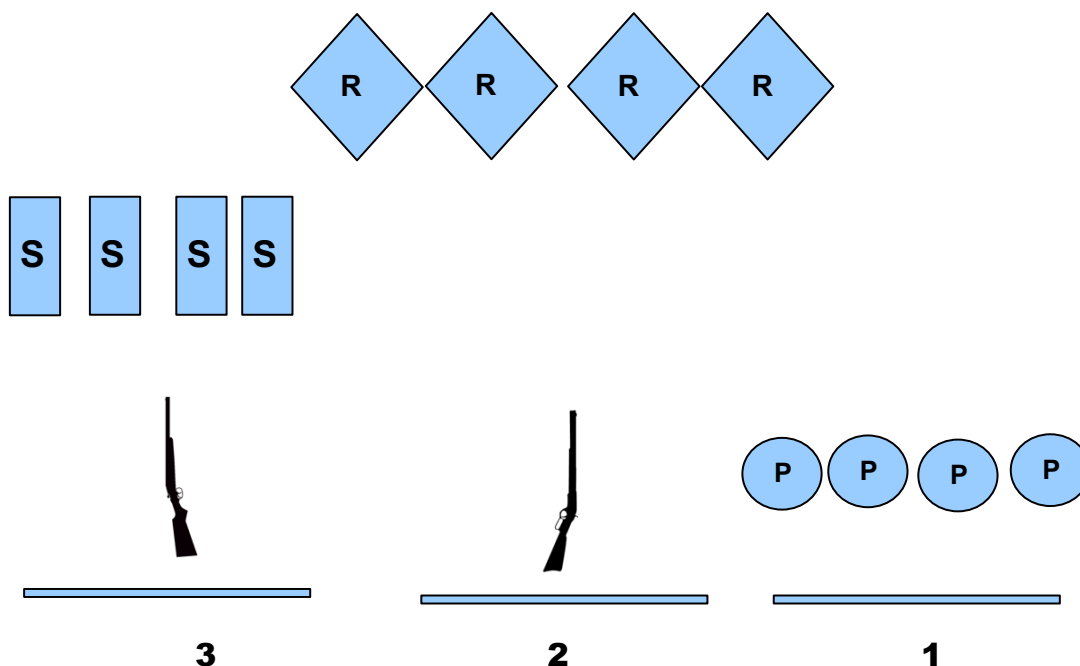
After BEEP from position. 1 engage P targets with revolvers : each target must be hit by each revolver at least 1 time. From position 2, engage R targets with the rifle : each target must be hit at least 2 times. Then reload and shoots the BONUS target. From position 3 engage with the shotgun S targets until down in any order. Long weapons remain in position, or be transfer to the next position. Bonus: – 10 seconds, it is not a miss.

(ROUND COUNT)



STAGE No.10

BAY
10



REVOLVER : 5+ 5 / RIFLE: 10 / SHOTGUN: 4+

STANDING and STARTING POSITION

Strelec na pozícii 1, ruky skrížené na prsiach, revolversy v holstroch
Puška na pozícii 2, brokovnica na pozícii 3.

**Shooter at position 1, arms crossed on chest,
Revolvers holstered, rifle at position 2, shotgun at position 3.**

WHEN READY SAY

Vitaj v pekle !

Welcome to hell !

PROCEDURE

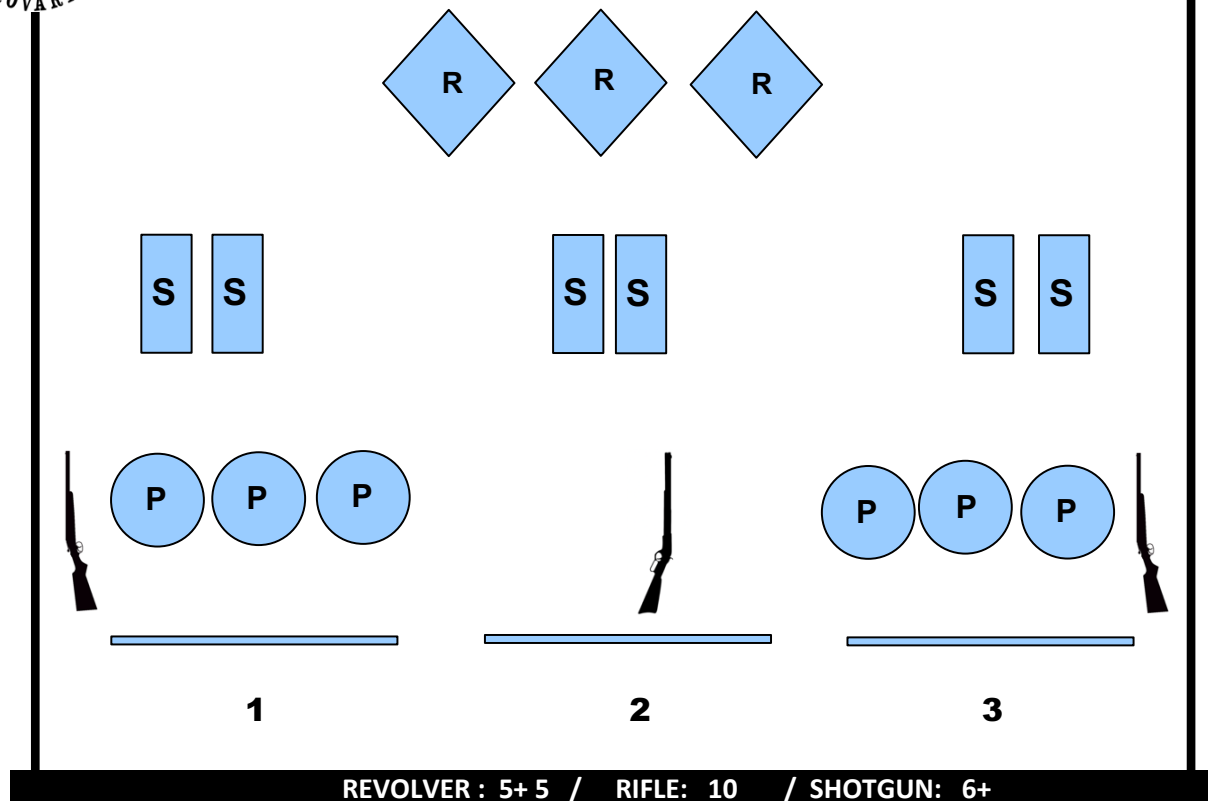
Na BEEP strieľa revolvermi terče P spôsobom **Progressive Sweep** z ľubovoľnej strany.
Potom puškou na pozícii 2 strieľa R terče spôsobom **Progressive Sweep** z ľubovoľnej strany.
Následne na pozícii 3 strieľa brokovnicou S terče do spadnutia ľubovoľne

**At BEEP with the revolvers engage P targets in Progressive Sweep starting either end,
Then from position 2 with the rifle engage R targets in Progressive Sweep starting either end.
From position 3 with the shotgun engage S targets until down in any order.**



STAGE No.11

BAY
11



STANDING and STARTING POSITION

Strelec na pozícii 1 alebo 3, ruky na klobúku, brokovnica na pozícii strelca, puška na pozícii 2, revolversy v holstroch.

Shooter at position 1 or 3, hands on the hat, revolvers holstered, rifle at position 2 and shotgun at position of shooter.

WHEN READY SAY

Šerif, nebudte hlupák !

Don't be a fool sheriff !

PROCEDURE

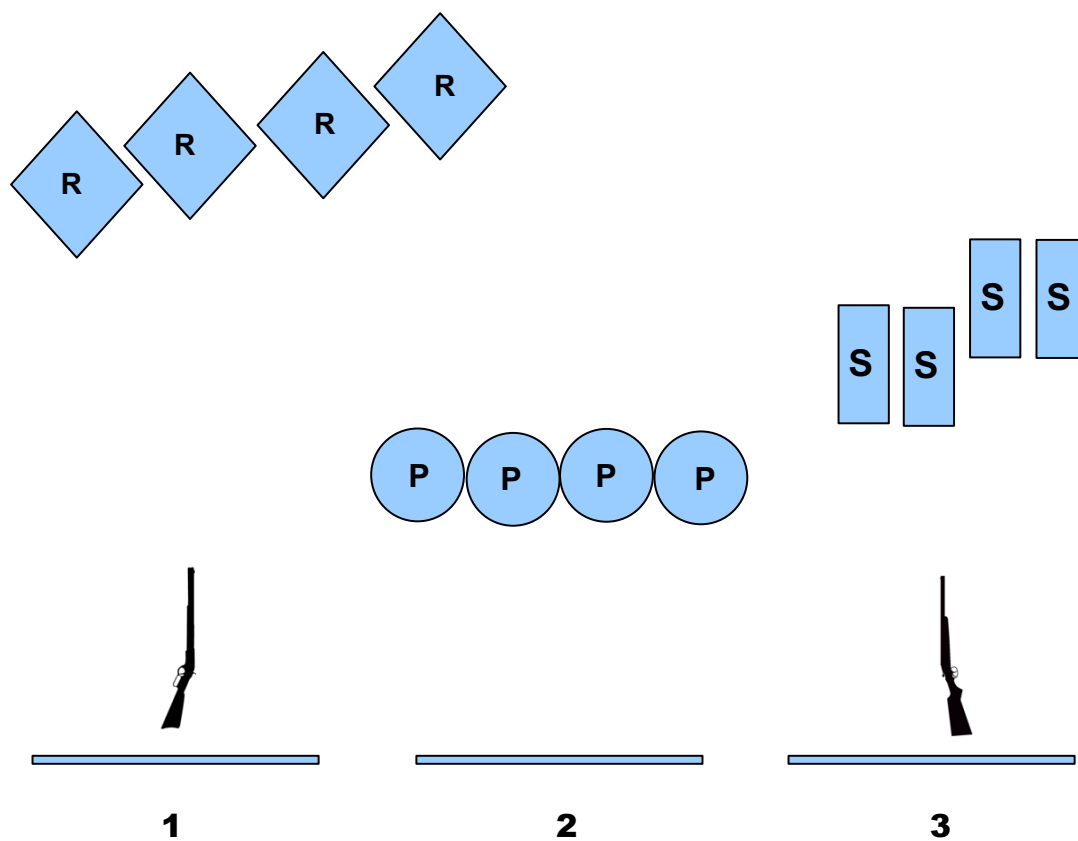
Na BEEP strieľa **prvým** revolverom P terče spôsobom **2 – 1 – 2 Sweep** z ľubovoľnej strany. Brokové terče S strela pred sebou ľubovoľne do spadnutia a presúva sa na pozíciu 2, kde najskôr strieľa opäť brokové terče S ľubovoľne do spadnutia a potom puškou strieľa R spôsobom **2x (2 – 1 – 2) Sweep** ľubovoľnej strany. (Dirty Sweep je OK). Odloží pušku a brokovnicou z pozície 3 strieľa terče S ľubovoľne do spadnutia a **druhým** revolverom strieľa terče P spôsobom **2 – 1 – 2 Sweep** z ľubovoľnej strany.

After BEEP, engage with the first revolver P targets in 2 – 1 – 2 Sweep starting either end. Then engage S shotgun targets in front of shooter until down in any order and move to position 2, where first engage the S shotgun targets until down in any order. Then engage with the rifle R targets in 2 x (2 – 1 – 2) Sweep starting either end. (Dirty Sweep is OK). Put down the rifle and from position 3 as first engage the S shotgun targets until down in any order. As last engage with second revolver P targets in 2 – 1 – 2 Sweep starting either end



STAGE No.12

BAY
12



REVOLVER : 5+ 5 / RIFLE: 10 / SHOTGUN: 4+

STANDING and STARTING POSITION

Strelec stojí na pozícii 1, puškou mieri na terče. Revolvery v holstroch. brokovnica na pozícii 3.

Shooter at position 1, aiming with the rifle on targets. Revolver holstered, shotgun at position 3.

WHEN READY SAY

Si príliš pomalý !

You are too slow!

PROCEDURE

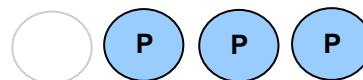
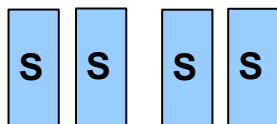
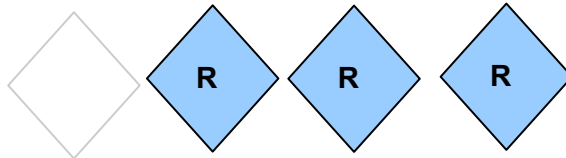
Na BEEP strieľa terče R spôsobom 3 – 2 – 1 – 4 Sweep z ľavej strany.
Potom z pozície 2 strieľa revolverom terče R spôsobom 3 – 2 – 1 – 4 Sweep z ľavej strany.
Na poslednej pozícii 3 strieľa brokové terče S ľubovoľne do spadnutia.
(pri závade sa odkladá revolver na stôl 3)

**After BEEP engage with the rifle R targets in 3 – 2 – 1 – 4 Sweep from the left.
Then from position 2 with the revolvers engage R targets in 3 – 2 – 1 – 4 Sweep from the left.
From last position 3 with shotgun engage S targets until down in any order.
(in case of a revolver malfunction is placed on the table 1 or 3).**



TEAM MATCH

BAY
10



C

B

A

REVOLVER : 5+5 / RIFLE: 10 / SHOTGUN: 4

STANDING and STARTING POSITION

Strelec A : revolvery na stole **Strelec B** : puška v ponose
Strelec C : brokovnica v ponose

Shooter A : revolvers on table **Shooter B** : rifle port arm
Shooter C : shotgun port arm

WHEN READY SAY

Sme najlepšii z najlepšiih !

We are the best of the best !

PROCEDURE

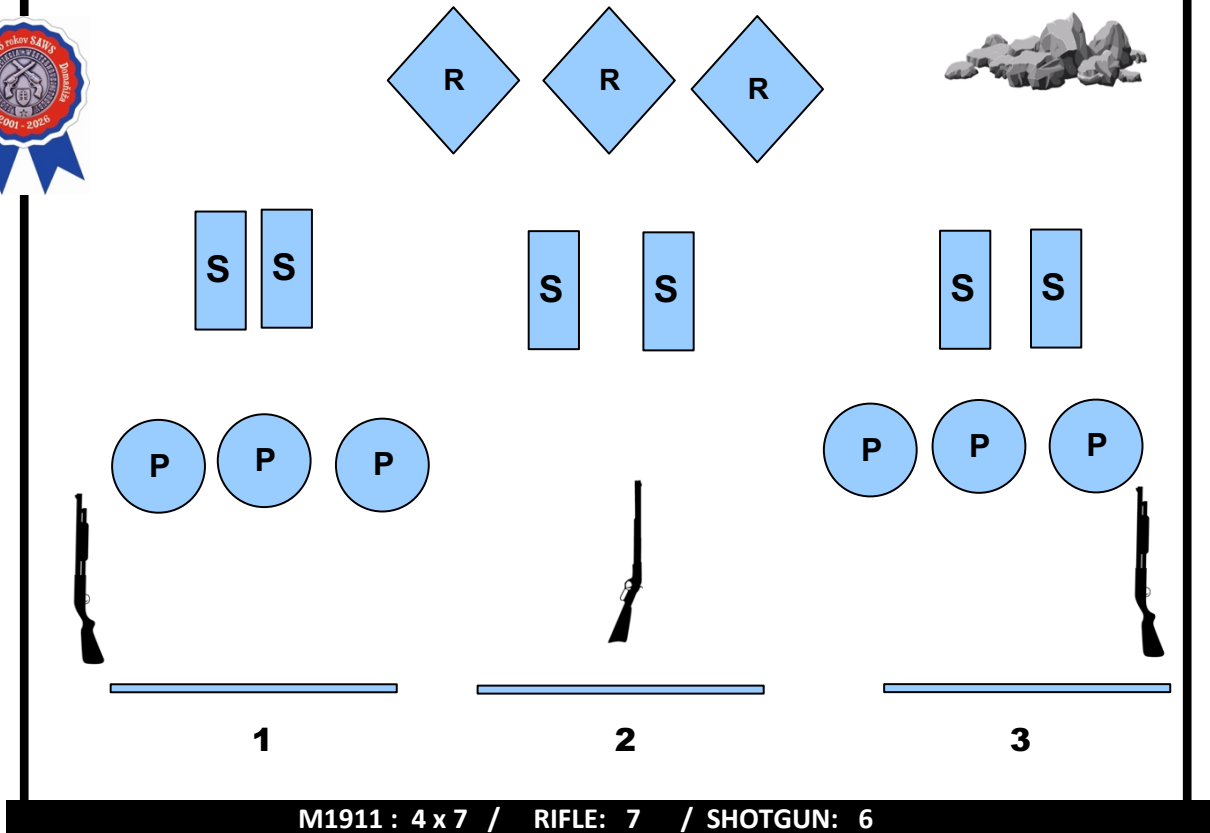
Na BEEP: **Strelec A** strieľa revolvermi P terče Nevada Double Tap Sweep z ľubovoľnej strany. Odkladá revolvery na stôl. **Zvonček**. **Strelec B** potom strieľa puškou R terče Nevada Double Tap Sweep z ľubovoľnej strany. Odkladá pušku na stôl. **Zvonček**. **Strelec C** strieľa S terče ľubovoľne.

After BEEP: **Shooter A** engage targets P in Double Tap Nevada Sweep, starting either end. Put both revolvers on the table. **Bell**. Then **Shooter B** engage R targets in Double Tap Nevada Sweep, starting either end. Put the rifle on the table. **Bell**. Then **Shooter C** engage S targets any order.



WB STAGE No.1

BAY
5



STANDING and STARTING POSITION

Strelec na pozícií 1/3, puška na poz 2, brokovnica mimo strelca , pistol v holstri. Ruka na zbrani.

**Shooter at position 1 or 3, rifle at position 2. Pistol holstered, Hand on a gun.
Shotgun away from shooter's position at position 1 or 3.**

WHEN READY SAY

Uži si to kámo !

Enjoy it dude !

PROCEDURE

Na BEEP strieľa z pozícií 1 alebo 3 pištoľou P terče spôsobom **2x (2-3-2)**. Z pozícií 2 strieľa puškou R terče spôsobom **2-3-2**. Potom z pozícií 3 alebo 1 opäť strieľa P terče spôsobom **2x (2-3-2)**. Nakoniec brokovnicou z pozícií 3,2,1 alebo 1,2,3 strieľa dvojicu terčov S pred danou pozíciou ľubovoľne.

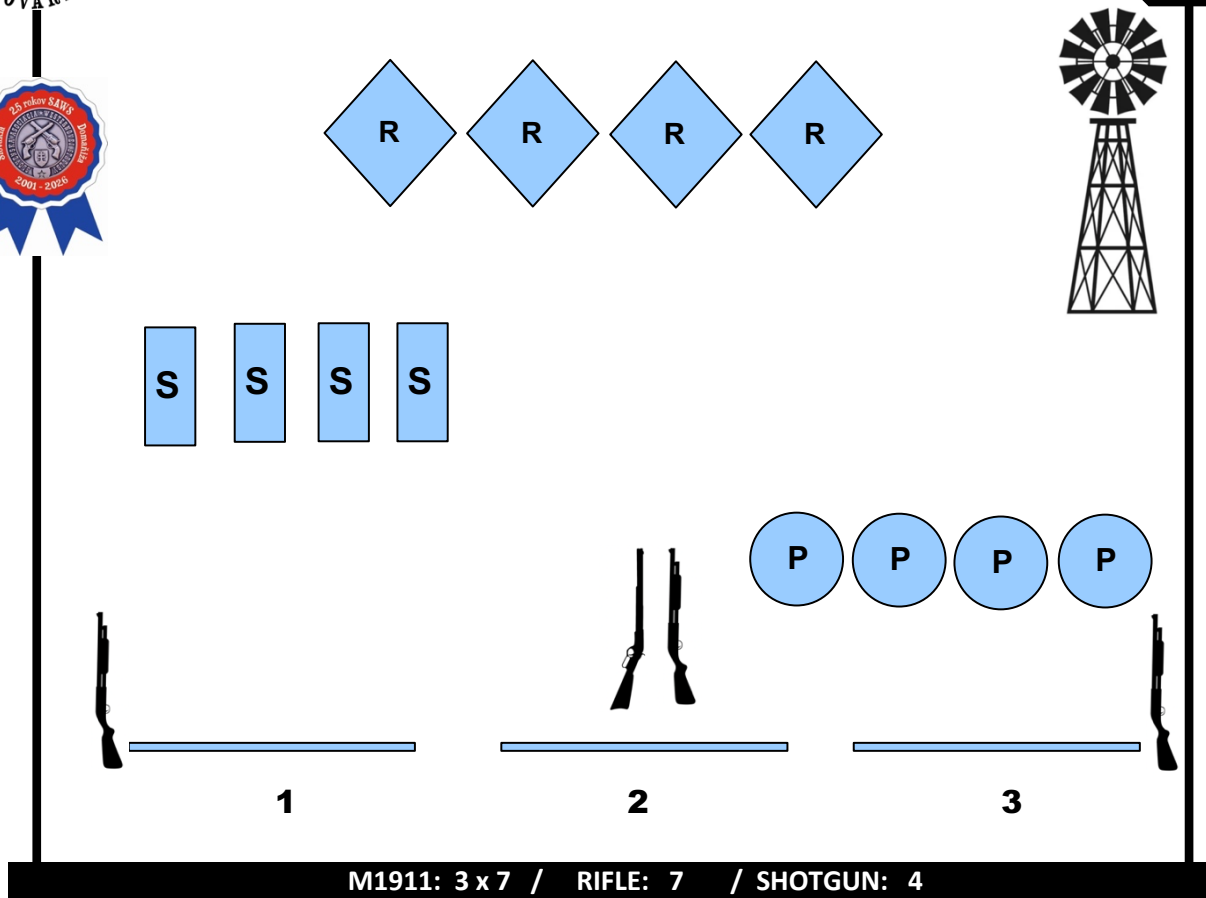
After BEEP : from position 1 or 3 engage P targets with the pistol in a **2x (2-3-2)**. From position 2, engage R targets with the rifle in a **2-3-2**. Then from position 3 or 1 engage P targets again in **2x (2-3-2)**. Finally, with a shotgun from positions 3,2,1 or 1,2,3, engage a pair of S targets in front of the given position in any order.

(ROUND COUNT)



WB STAGE No.2

BAY
6



STANDING and STARTING POSITION

Strelec na pozícií 1 / 3, Zbraňou mieri na terče (pistol/brokovnica). Puška na poz.2, brokovnica 1/2/3.

Shooter at position 1/ 3, with a gun (pistol or shotgun) aiming on the target, rifle at position. 2, shotgun at position 1 / 2 or 3.

WHEN READY SAY

Urob mi radosť!

Make me a day!

PROCEDURE

Na BEEP strieľa z pozície 1 brokovnicou terče S ľubovoľne.

Z pozície 2 strieľa puškou a jedným zásobníkom z pištole R terča spôsobom 3 – 4 – 4 – 3.

Z pozície 3 strieľa pištoľou dvoma zásobníkmi terča P spôsobom 3 – 4 – 4 – 3.

After BEEP, engage from position 1 with the shotgun S target S in any order.

From position 2 engage with the rifle and one magazine from a pistol at target R in 3 – 4 – 4 – 3.

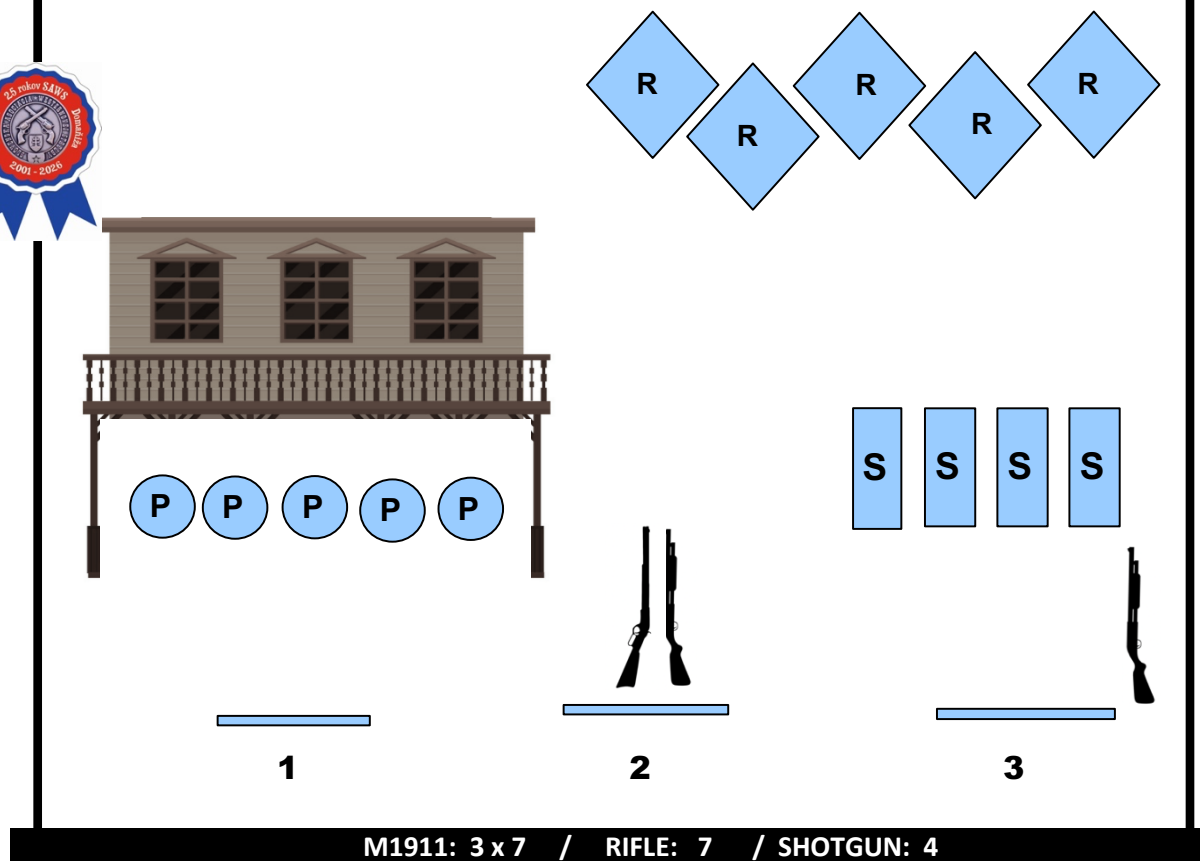
From position 3, engage with the pistol with two magazines a target P in 3 – 4 – 4 – 3.

(ROUND COUNT)



WB STAGE No.3

BAY
7



STANDING and STARTING POSITION

Strelec na pozícii 1, cowboy ready. Pištoľ v púzdre.
Puška na pozícii 2, brokovnica na pozícii 2 alebo 3.

**Shooter at position 1, cowboy ready. Pistol holstered.
Rifle at position 2, shotgun at position 2 or 3.**

WHEN READY SAY

Robíš si zo mňa strandu ?

Are you kidding me?

PROCEDURE

Na BEEP strieľa z pozície 1 pištoľou P terče **2x (7 na 5)** (v každej sekvencii musí byť každý terč zasiahnutý aspoň raz). Na pozícii 2 strieľa jedným zásobníkom z pištole a puškou R terče **2x (7 na 5)**. Na pozícii 3 strieľa brokovnicou terče S ľubovoľne.

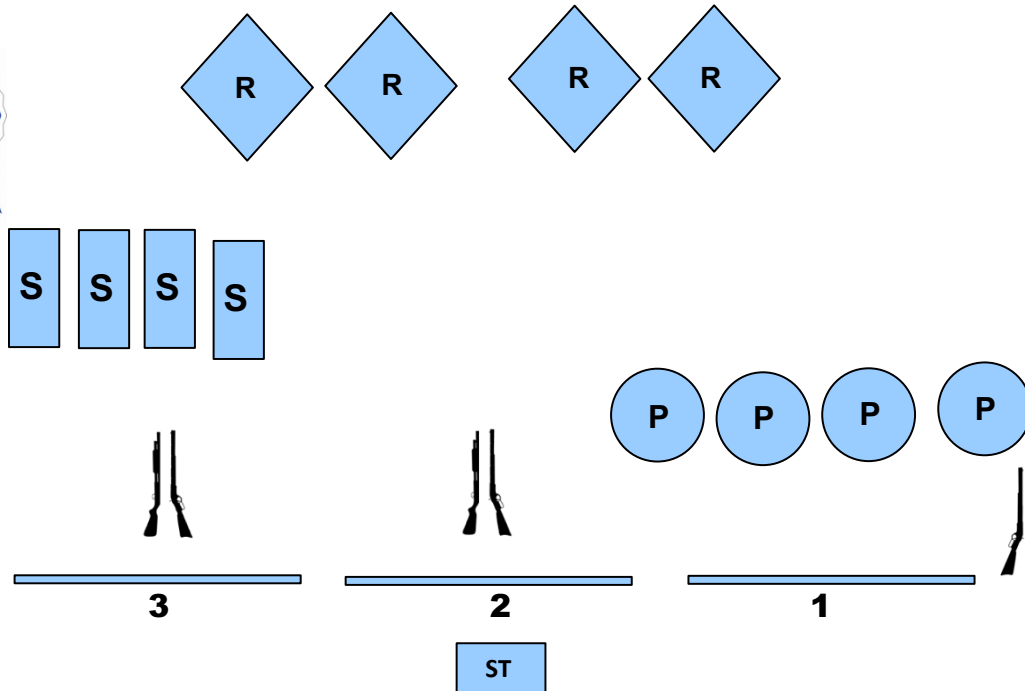
After BEEP, from position 1, engage with the pistol P targets in **2x (7 on 5)** (each target must be hit at least once in each sequence). At position 2, with one magazine from the pistol and the rifle engage R targets **2x (7 on 5)**. At position 3 engage S targets with the shotgun in any order.

(ROUND COUNT)



WB STAGE No.4

BAY
9



M1911: 3 x 7 / RIFLE: 7 / SHOTGUN: 4

STANDING and STARTING POSITION

Strelec na pozícii ST, ukazuje rukou kam pôjde, pištoľ v holstri, puška a brokovnica ľubovoľne na stoloch. Poradie zbraní ľubovoľné, puška nesmie byť posledná.

Shooter stands at position ST, hand's pointing on position where he will go, pistol holstered, rifle and shotgun on the tables at will. Any order of weapons, the rifle must not be the last.

WHEN READY SAY

1.000 dolárov, to je veľa peňazí !

1.000 dollars, that's a lot of money!

PROCEDURE

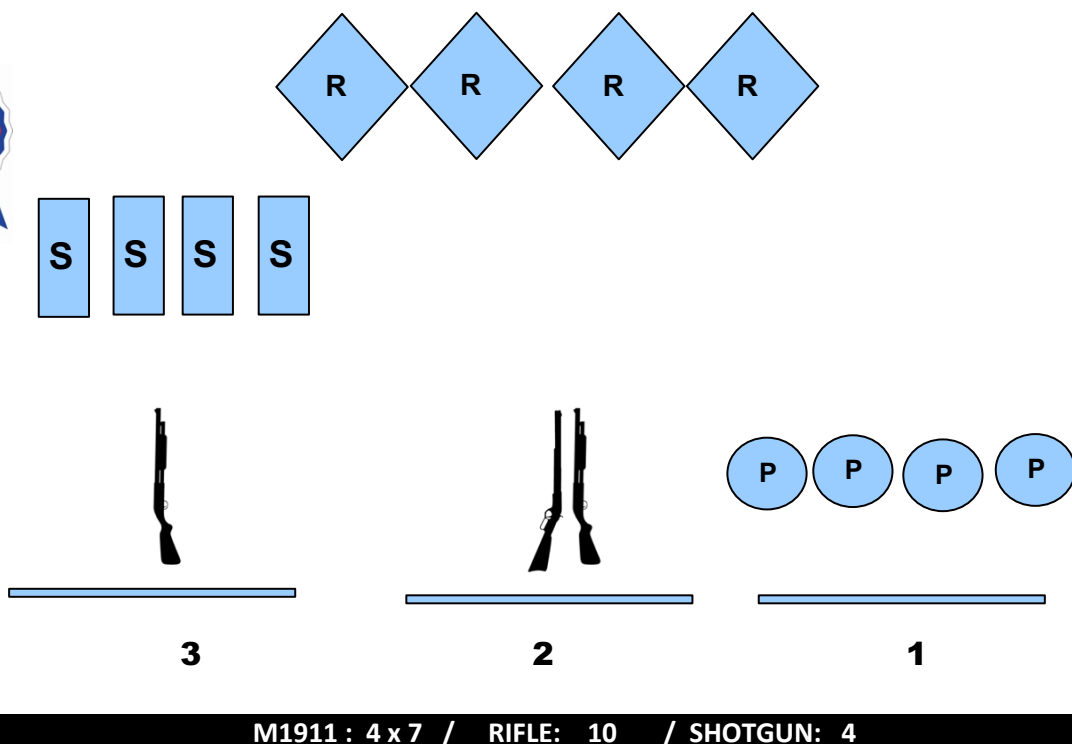
Na BEEP strieľa na pozícii 1 dvoma zásobníkmi z pištole terča P spôsobom **Double Tap Nevada Sweep** z ľubovoľnej strany. Z pozície 2 strieľa puškou a jedným zásobníkom z pištole terče R spôsobom **Double Tap Nevada Sweep** z ľubovoľnej strany. Z pozície 3 strieľa brokovnicou terče S ľubovoľne.

After BEEP engage at position 1 with two magazines from the pistol a P targets in **Double Tap Nevada Sweep** starting either end. From position 2 with the rifle and one magazine from the pistol engage a R targets in **Double Tap Nevada Sweep** starting either end. From position 3 engage with a shotgun a S target in any order.



WB STAGE No.5

BAY
10



STANDING and STARTING POSITION

Strelec na pozícii 1, Low surrender position, pištoľ v holstri.
Puška na pozícii 2, brokovnica na pozícii 2/3.

**Shooter at position 1, Low surrender position,
Pistol holstered, rifle at position 2, shotgun at position 2/ 3.**

WHEN READY SAY

Vitaj v pekle !

Welcome to hell !

PROCEDURE

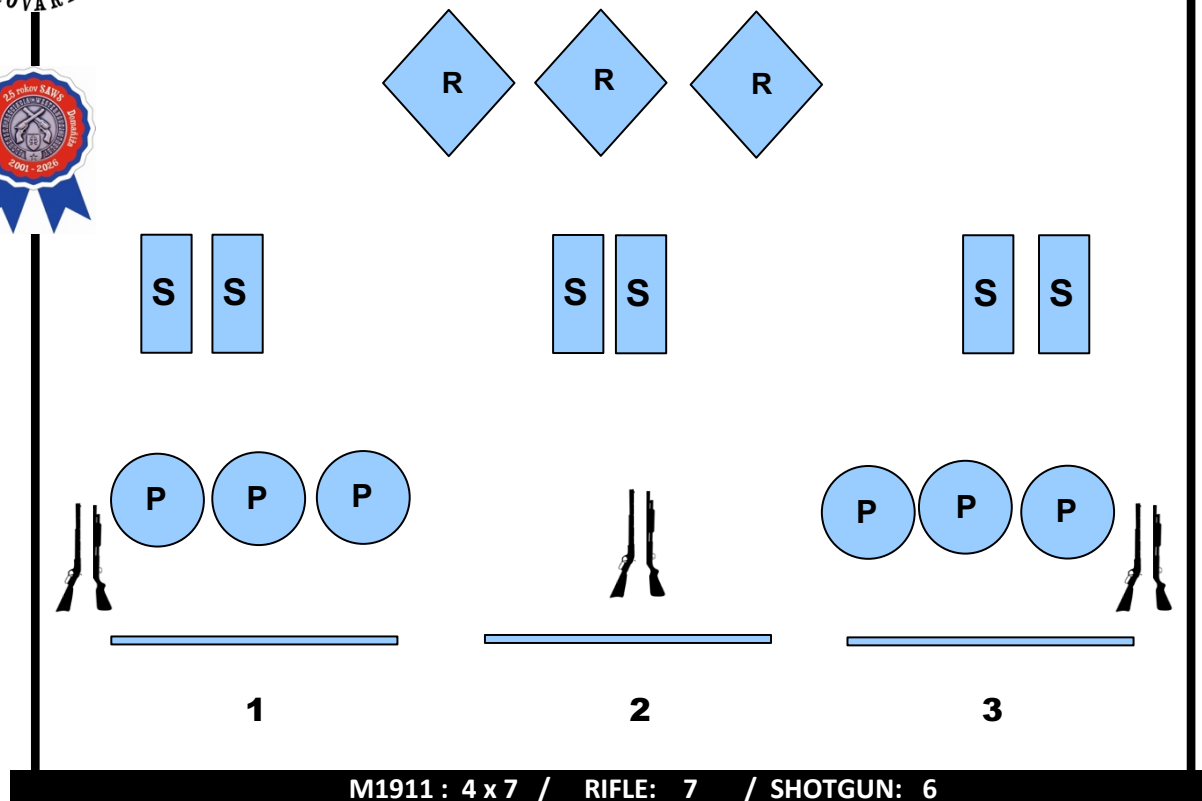
Na BEEP strieľa z pištole na pozícii 1 na P terče tak, že prvým zásobníkom zasahuje prvý a druhý terč štýlom **Alternative Sweep**, druhým zásobníkom strieľa na tretí a štvrtý terč. Z pozície 2 strieľa puškou na terče R : prvých 5 rán **Alternative Sweep** na prvý a druhý terč, druhých 5 rán na tretí a štvrtý terč. Z pozície 3 strieľa brokovnicou terče S ľubovoľne. **Na záver na pozícii 1 opakuje pištoľovú sekvenciu.**

After BEEP engage with the pistol at position 1 a P targets, hitting the first and second targets in **Alternative Sweep** with the first magazine, and the third and fourth targets with the second magazine. From position 2, engage with the rifle at the R targets: the **first 5 shots Alternative Sweep at the first and second targets**, the second 5 shots at the third and fourth targets. From position 3 engage S targets with the shotgun in any order. **Finally, shooter repeats the pistol sequence at position 1.**



WB STAGE No.6

BAY
11



STANDING and STARTING POSITION

Strelec na pozícií 1 alebo 3, ruky na klobúku, puška a brokovnica kdekoľvek, pištoľ v holstri.

Shooter at position 1 or 3, hands on the hat, pistol holstered, Rifle and shotgun in any position.

WHEN READY SAY

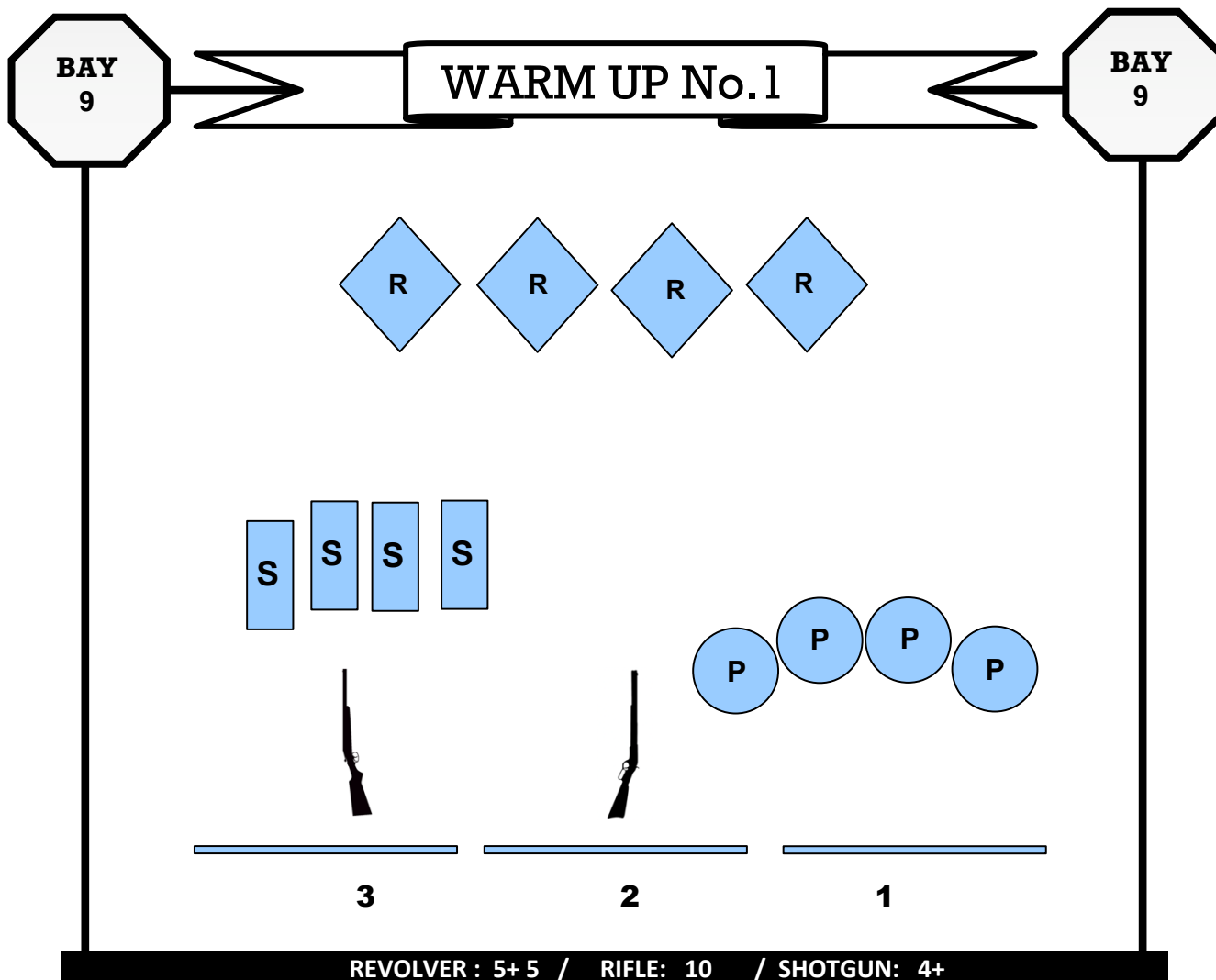
Šerif, nebuďte hlupák !

Don't be a fool sheriff !

PROCEDURE

Na BEEP strieľa z pozície 1 alebo 3 pištoľou dvoma zásobníkmi P terče spôsobom **jedna rana do prostredného terča a Double Tap Sweep** z ľubovoľnej strany (2,11,22,33 alebo 2,33,22,11). Z pozície 2 strieľa puškou terče R podľa rovnakých inštrukcií. Potom z pozície 3 alebo 1 strieľa dvoma zásobníkmi terča P podľa rovnakých inštrukcií. Na záver z pozícií 1,2,3 strieľa brokovnicou dva terče S ľubovoľne.

After BEEP, from position 1 or 3 engage with the pistol with two magazines P targets in **one shot to the middle target and Double Tap Sweep** from any side (2,11,22,33 or 2,33,22,11). From position 2, engage with the rifle R targets according to the same instructions. Then from position 3 or 1 engage with two magazines P targets according to the same instructions. Finally, from positions 1,2,3 engage with a shotgun at two targets S before shooter in any order.



STANDING and STARTING POSITION

Strelec na pozícii 1, cowboy relax. Revolvery v holstroch, puška na poz. 2, brokovnica na 3.

Shooter at position 1, cowboy relax. Revolvers holstered, rifle at position 2., shotgun at pos. 3.

WHEN READY SAY

1.000 dolárov, to je veľa peňazí !

1.000 dollars, that's a lot of money!

PROCEDURE

Na BEEP strieľa revolvermi P terče spôsobom 2 – 3 – 3 – 2 **Sweep** zľava alebo zprava.

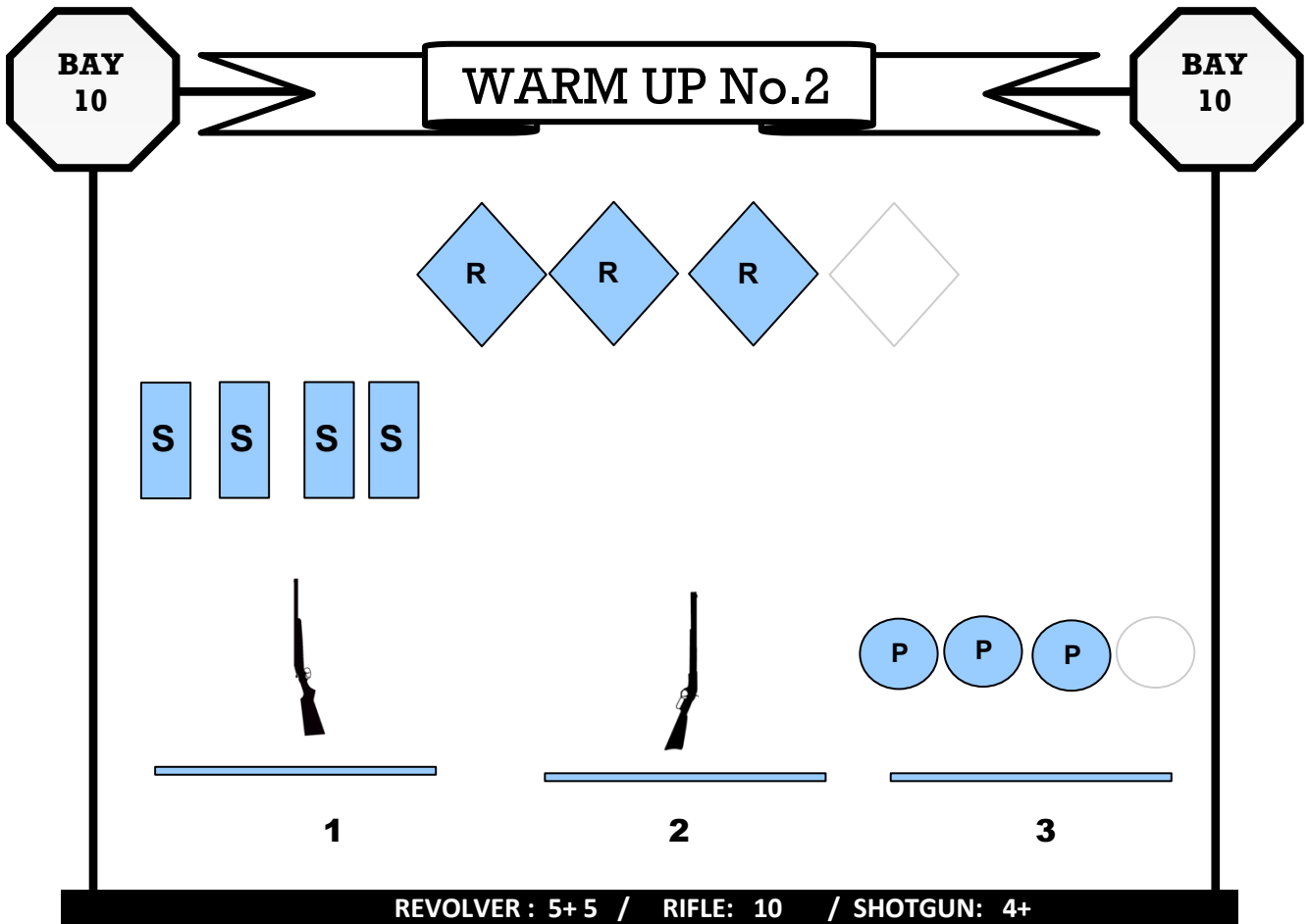
Na pozícii 2 puškou R terče spôsobom 2 – 3 – 3 – 2 **Sweep** zľava alebo zprava.

Na pozícii 3 strieľa brokovnicou terče S ľubovoľne do spadnutia.

After BEEP with the revolvers engage P targets in 2 – 3 – 3 – 2 **Sweep** starting either end.

From position 2 with the rifle engage the R targets in 2 – 3 – 3 – 2 **Sweep** starting either end.

From position 3 engage with the shotgun S targets until down in any order.



STANDING and STARTING POSITION

Strelec na pozícii 1, brokovnica v ponose, revolversy v holstroch puška na pozícii 2.

Shooter at position 1, shotgun in port arm. Revolvers holstered, rifle at position 2.

WHEN READY SAY

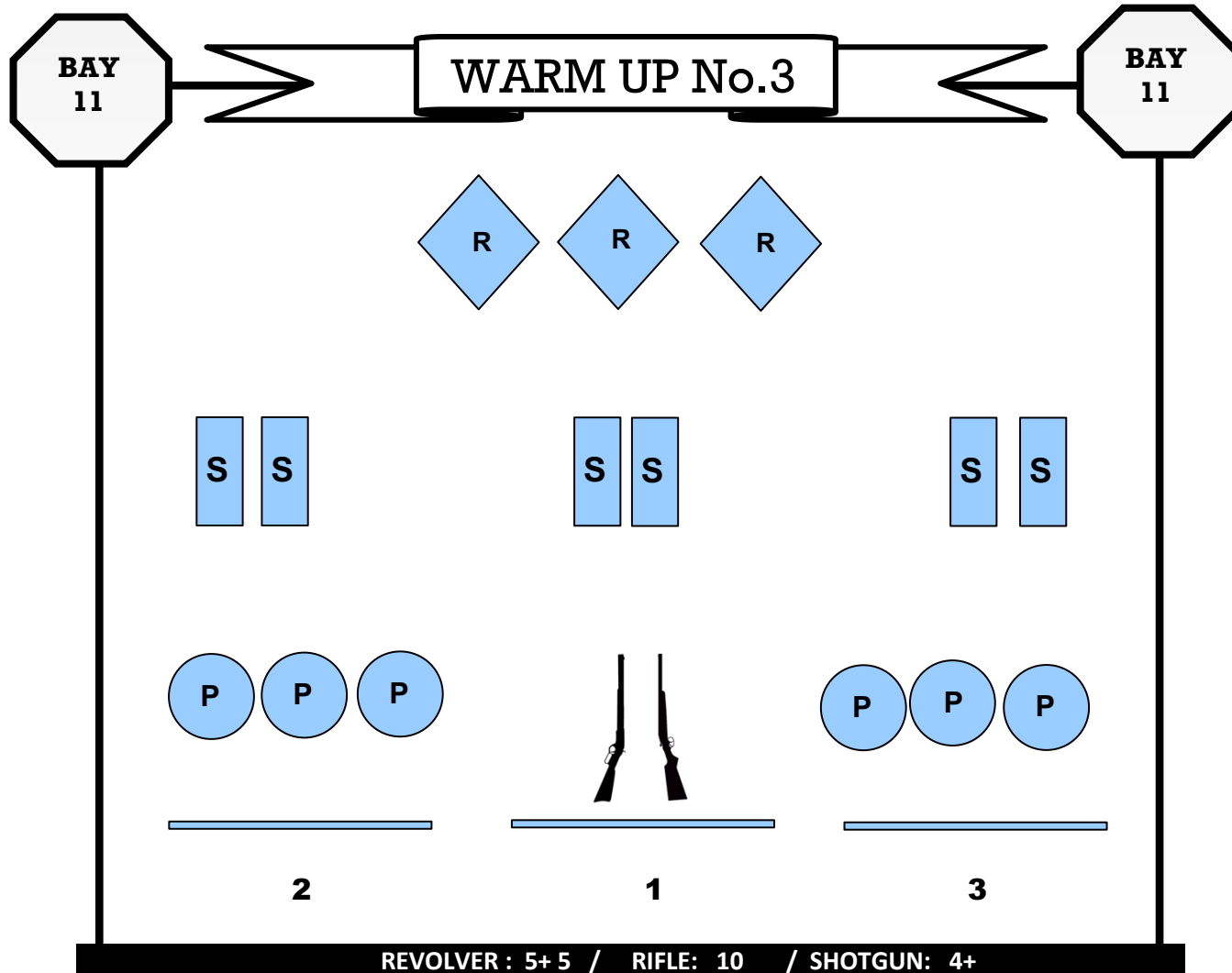
Vitaj v pekle !

Welcome to hell !

PROCEDURE

Na BEEP strieľa brokovnicou **S** terče do spadnutia ľubovoľne. Brokovnicu odloží alebo sa presunie s ňou na pozíciu 2, kde puškou na strieľa **R** terče spôsobom **Double Tap Nevada Sweep** z ľubovoľnej strany. Pušku odloží alebo sa presunie s ňou na pozíciu 3, kde kde revolvermi strieľa **P** terče spôsobom **Double Tap Nevada Sweep** z ľubovoľnej strany.

After BEEP engage with the shotgun **S** targets until down in any order. Put the shotgun on the table or move with it to position 2, where engage with the rifle **R** targets in a **Double Tap Nevada Sweep** from any side. Put the rifle on the table or moves with it to position 3, where engage with the revolvers **P** targets in a **Double Tap Nevada Sweep** from any side.



STANDING and STARTING POSITION

Strelec na pozíciu 1, ruky za chrbtom. Puška a brokovnica na pozíciu strelca, revoly v holstroch.

**Shooter at position 1 , hands behind the back, revolvers holstered,
rifle and shotgun at position of shooter.**

WHEN READY SAY

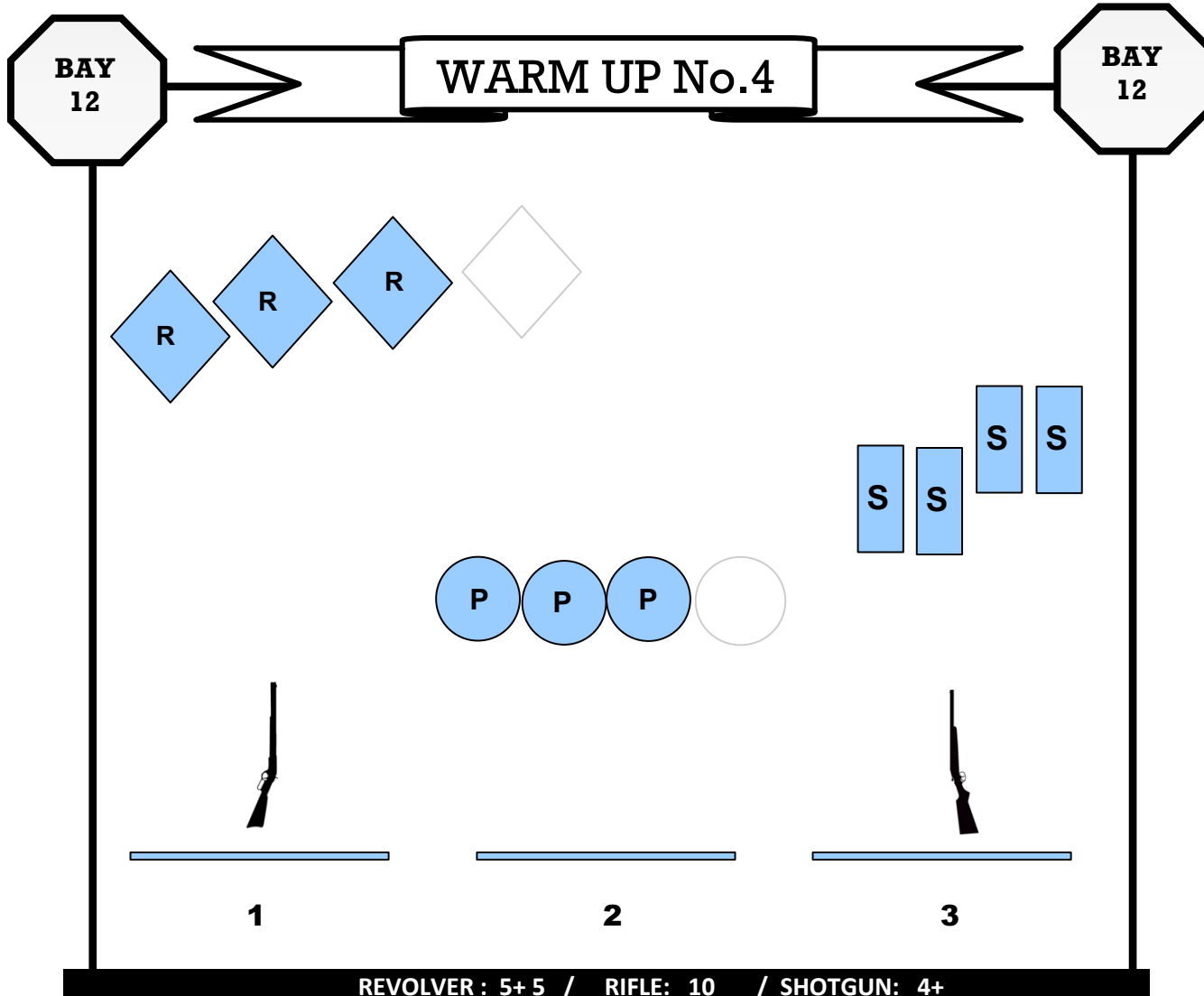
Šerif, nebudte hlupák !

Don't be a fool sheriff !

PROCEDURE

Na BEEP strieľa puškou **R** terče spôsobom **3 – 4 – 3 Sweep** z ľubovoľnej strany. Odloží pušku, berie brokovnicu a strieľa terče **S** pred sebou ľubovoľne do spadnutia. Potom sa presúva na pozíciu 2 alebo 3, kde najskôr strieľa opäť brokové terče **S** ľubovoľne do spadnutia a potom revolvermi strieľa **P** terče spôsobom **3 – 4 – 3 Sweep** z ľubovoľnej strany.

After BEEP, engage with the rifle **R** targets in **3 – 4 – 3 Sweep** starting either end. Then put rifle on the table and with the shotgun engage **S** targets in front of shooter until down in any order. Then move to position 2 or 3, where first engage the **S** shotgun targets until down in any order. As last engage with the revolver **P** targets in **3 – 4 – 3 Sweep** starting either end.



STANDING and STARTING POSITION

Strelec na pozícii 1, dlane na stole. Revolvery v holstroch. Puška na pozícii 1, brokovnica na pozícii 3.

Shooter at position 1 . Revolvers holstered, Rifle at position 1, shotgun at position 3.

WHEN READY SAY

Si príliš pomalý !

You are too slow!

PROCEDURE

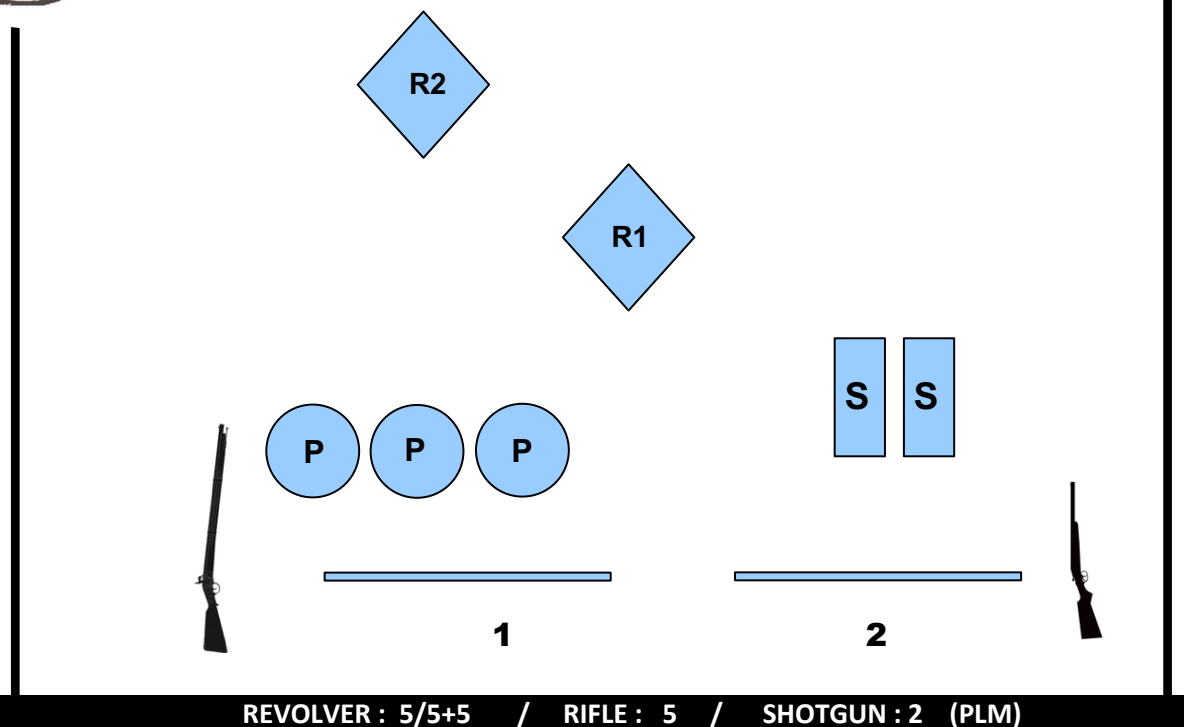
Na BEEP strieľa terče R spôsobom **2 x (2 – 1 – 2) Sweep** z ľubovoľnej strany. (Dirty Sweep NIE)
Potom z pozície 2 strieľa revolverom terče R spôsobom **2 x (2 – 1 – 2) Sweep** z ľubovoľnej strany.
(Dirty Sweep NIE) Na poslednej pozícii 3 strieľa brokové terče S ľubovoľne do spadnutia.
(pri závade sa odkladá revolver na stôl 3)

After BEEP engage with the rifle R targets in **2 x (2 – 1 – 2) Sweep** starting either end.(NO Dirty Sweep)
Then from position 2 with the revolvers engage P targets in **2 x (2 – 1 – 2) Sweep** starting either end.
(NO Dirty Sweep)From last position 3 with shotgun engage S targets until down in any order.
(in case of a revolver malfunction is placed on the table 3).



PLM -IW-SCT No.1

Long
Range
1



REVOLVER : 5/5+5 / RIFLE : 5 / SHOTGUN : 2 (PLM)

STANDING and STARTING POSITION

Strelec stojí na pozíci 1, puška v ponose. Revolver v holstri. Brokovnica na poz.2
Puška nábojová je nenabitá, perkusná bez zápalky na pistone.

**Shooter stands at position 1, rifle in a port arm. Revolver holstered,
The cartridge rifle is unloaded, percuss rifle without a primer on the piston.**

PROCEDURE

PLM: Na BEEP strieľa puškou strieľa **2x R1**, potom **2x R2**. Odloží pušku na stôl a strieľa revolvermi P terče ako **2x (2 – 1 – 2) Sweep** z ľubovoľnej strany (NIE Dirty Sweep) Zapúzdri revolvery a ide na pozíciu č. 2, kde strieľa puškou **1x R1** na a končí brokovnicou ľubovoľne.

IW/SCT : Na BEEP strieľa puškou **2x R1**, potom **2x R2**. Drží pušku v jednej ruke a strieľa revolverom terče P ako **2 – 1 – 2 Sweep** z ľubovoľnej strany. Zapúzdri revolver a posledná rana z pušky na R1.

PLM: After BEEP engage with the rifle **2x R1**, then **2x R2**. Put the rifle down on the table and engage with the revolvers P targets in **2x (2 – 1 – 2) Sweep** starting either end. (NOT Dirty Sweep) Holster the revolvers and from position 2 engage with rifle **1x R1** and then with the shotgun in any order.

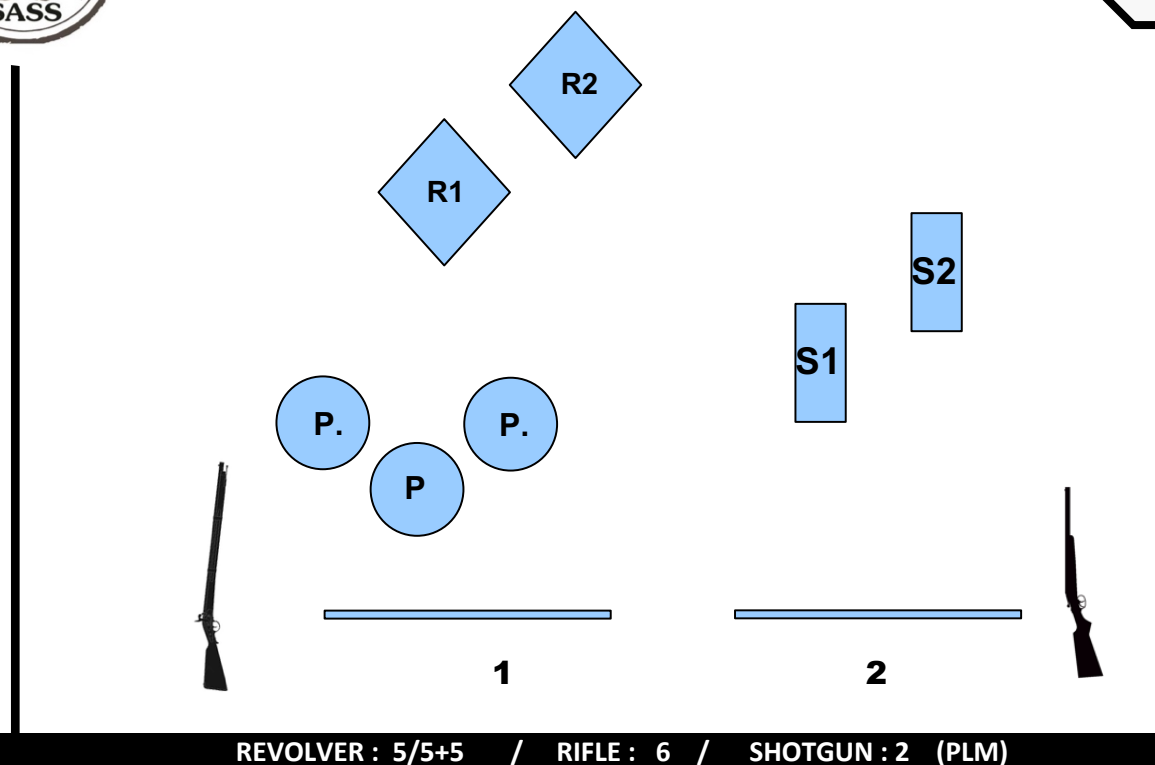
IW/SCT: After BEEP engage with rifle **2x R1**, then **2x R2**. Hold the rifle in one hand and engage with revolver at the P targets in a **2 – 1 – 2 Sweep** starting either end. Holster the revolver and engage the final shot from the rifle at R1.

R1: 30 m / R2 : 50 m / P : 10 m / S : 15 m



PLM -IW-SCT No.2

Long
Range
2



STANDING and STARTING POSITION

Strelec stojí na pozícií 1, puška v ponose. Revolver v holstri. Brokovnica na poz.2
Puška nábojová je nenabitá, perkusná bez zápalky na pistone.

**Shooter stands at position 1, rifle in a port arm. Revolver holstered,
The cartridge rifle is unloaded, percuss rifle without a primer on the piston.**

PROCEDURE

PLM: Na BEEP strieľa puškou strieľa **3x R2**, potom **2x R1**. Odloží pušku na stôl a strieľa revolvermi **P** terče ako **2x (1 – 3 – 1) Sweep** z ľubovoľnej strany (NIE Dirty Sweep) Zapúzdri revolvery a ide na pozíciu č. 2, kde strieľa puškou **1x R2** na a končí brokovnicou ľubovoľne.

IW/SCT : Na BEEP strieľa puškou **3x R2**, potom **2x R1**. Drží pušku v jednej ruke a strieľa revolverom terče **P** ako **1 – 3 – 1 Sweep** z ľubovoľnej strany. Zapúzdri revolver a posledná rana z pušky na **R2**.

PLM: After BEEP engage with the rifle **3x R2**, then **2x R1**. Put the rifle down on the table and engage with the revolvers **P** targets in **2x (1 – 3 – 1) Sweep** starting either end. (NOT Dirty Sweep) Holster the revolvers and from position 2 engage with rifle **1x R2** and then with the shotgun in any order.

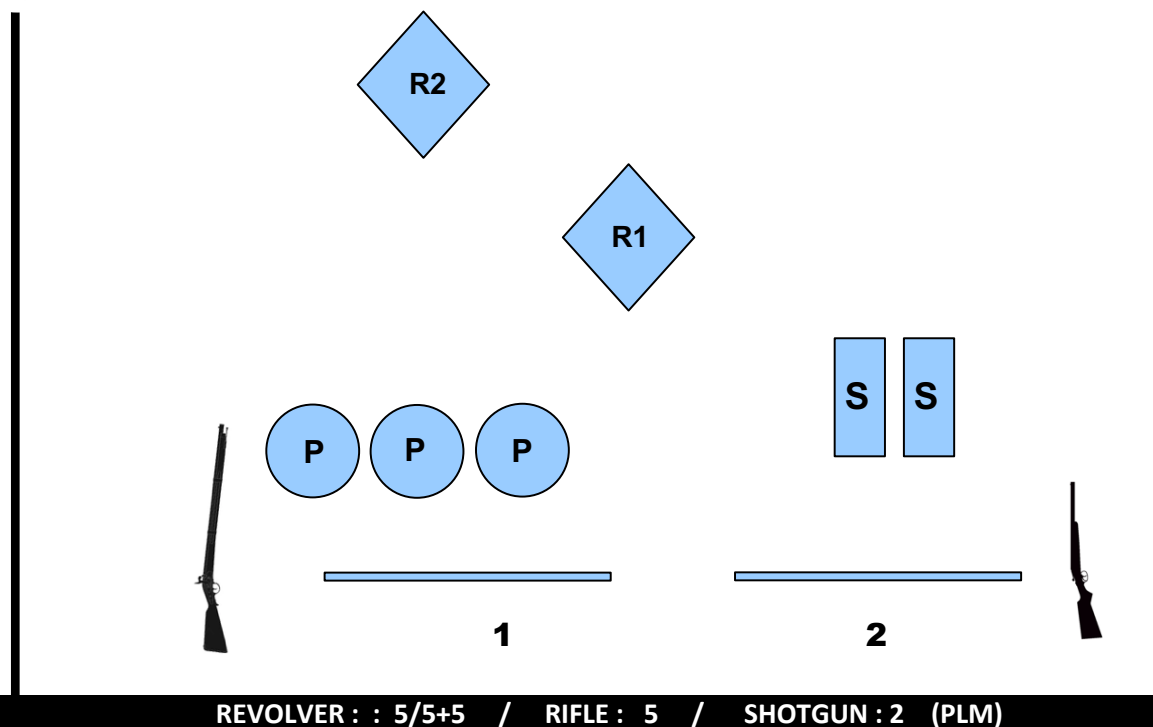
IW/SCT: After BEEP engage with rifle **2x R2**, then **2x R1**. Hold the rifle in one hand and engage with revolver at the **P** targets in a **1 – 3 – 1 Sweep** starting either end. Holster the revolver and engage the final shot from the rifle at **R2** .

R1: 35 m / R2 : 45 m / P : 10 m / P. : 15 m / S1 : 18 m / S2 : 22 m



PLM -IW-SCT No.3

Long
Range
1



REVOLVER : : 5/5+5 / RIFLE : 5 / SHOTGUN : 2 (PLM)

STANDING and STARTING POSITION

Strelec stojí na pozícií 1, puška v ponose. Revolver v holstri. Brokovnica na poz.2
Puška nábojová je nenabitá, perkusná bez zápalky na pistone.

**Shooter stands at position 1, rifle in a port arm. Revolver holstered,
The cartridge rifle is unloaded, percuss rifle without a primer on the piston.**

PROCEDURE

PLM: Na BEEP strieľa puškou strieľa **R1 – R2 – R1 – R2 Sweep**. Odloží pušku na stôl a strieľa revolvermi **P** terče ako **2x Nevada Sweep** z ľubovoľnej strany. Zapúzdri revolyery a ide na pozíciu č. 2, kde strieľa puškou **1x R1** na a končí brokovnicou ľubovoľne.

IW/SCT : Na BEEP strieľa puškou **R1 – R2 – R1 – R2 Sweep**. Drží pušku v jednej ruke a strieľa revolverom terče **P** ako **2x Nevada Sweep** z ľubovoľnej strany. Zapúzdri a strieľa z pušky na **R1**.

PLM: After BEEP engage with the rifle in **R1 – R2 – R1 – R2 Sweep**. Put the rifle down on the table and engage with the revolvers **P** targets in **2x Nevada Sweep** starting either end. Holster the revolvers and from position 2 engage with rifle **1x R1** and then with the shotgun in any order.

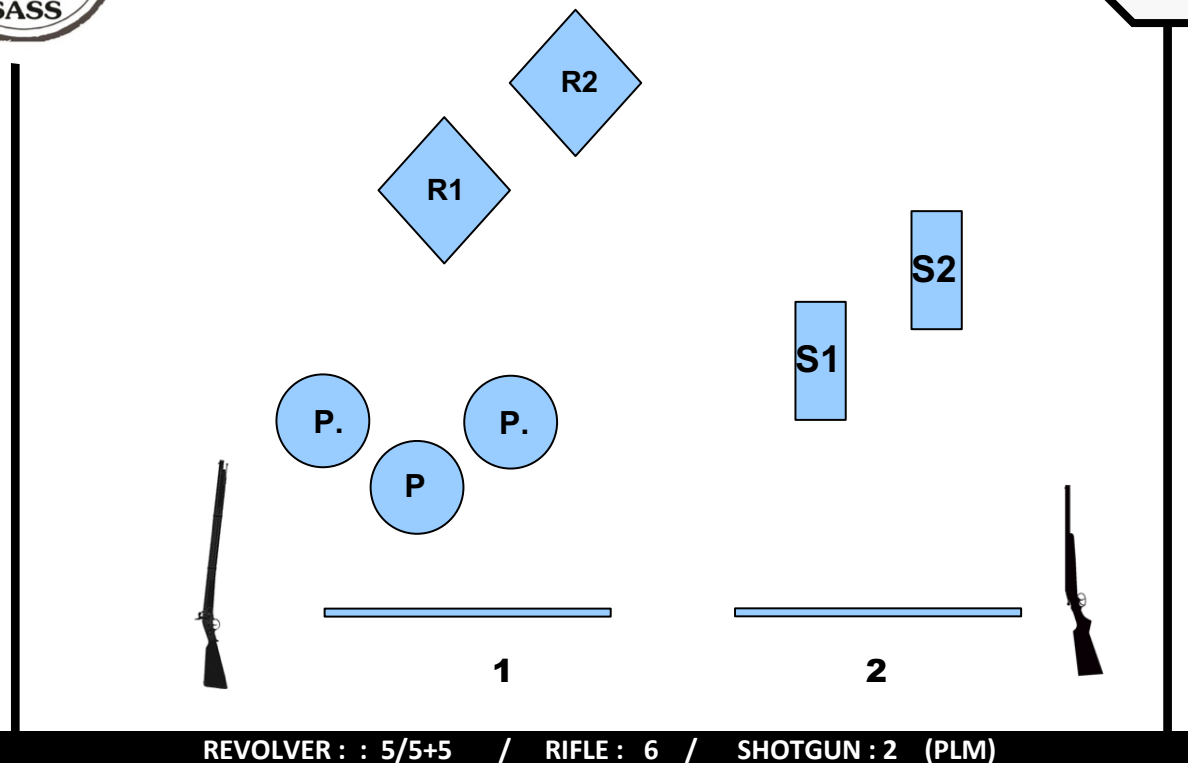
IW/SCT: After BEEP engage with rifle in **R1 – R2 – R1 – R2 Sweep**. Hold the rifle in one hand and engage with revolver at the **P** targets in **Nevada Sweep** starting either end. Holster the revolver and engage the final shot from the rifle at **R1**.

R1: 30 m / R2 : 50 m / P : 10 m / S : 15 m



PLM -IW-SCT No.4

Long
Range
2



REVOLVER : : 5/5+5 / RIFLE : 6 / SHOTGUN : 2 (PLM)

STANDING and STARTING POSITION

Strelec stojí na pozíci 1, puška v ponose. Revolver v holstri. Brokovnica na poz.2
Puška nábojová je nenabitá, perkusná bez zápalky na pistone.

**Shooter stands at position 1, rifle in a port arm. Revolver holstered,
The cartridge rifle is unloaded, percuss rifle without a primer on the piston.**

PROCEDURE

PLM: Na BEEP strieľa puškou strieľa ako **2x R1 – R2 – 2xR1 Sweep** .Odloží pušku na stôl a strieľa revolvermi tak aby každým revolverom zasiahol min. 1 ranou každý terč. Zapúzdri a ide na poz. č. 2, kde strieľa puškou **1x R2** na a končí brokovnicou ľubovoľne.

IW/SCT : Na BEEP strieľa puškou **2x R1 – R2 – 2xR1 Sweep** Drží pušku v jednej ruke a strieľa revolverom tak aby zasiahol min. 1 ranou každý terč P. Zapúzdri a posledná rana z pušky na **R2**.

PLM: After BEEP engage with the rifle in **2x R1 – R2 – 2xR1 Sweep** . Put the rifle down on the table and engage with the revolvers P targets in each target P with at least 1 shot with each revolver.Holster and from position 2 engage with rifle **1x R2** and then with the shotgun in any order.

IW/SCT: After BEEP engage with rifle in **2x R1 – R2 – 2xR1 Sweep** . Hold the rifle in one hand and engage with revolver at the P targets in in each target P with at least 1 shot.
Holster and engage the final shot from the rifle at R2 .

R1: 35 m / R2 : 45 m / P : 10 m / P. : 15 m / S1 : 18 m / S2 : 22 m

SCORE SHEET

Shooter :

MAIN MATCH (scored by Time)

| STAGE | TIME | MISSES | PROCEDURE | PENALIZATION | BONUS | FINAL TIME |
|-------|------|--------|-----------|--------------|-------|------------|
| 1 | | | | | | |
| 2 | | | | | | |
| 3 | | | | | | |
| 4 | | | | | | |
| 5 | | | | | | |
| 6 | | | | | | |
| 7 | | | | | | |
| 8 | | | | | | |
| 9 | | | | | | |
| 10 | | | | | | |
| 11 | | | | | | |
| 12 | | | | | | |

WILD BUNCH (scored by TIME)


| STAGE | TIME | MISSES | PROCEDURE | PENALIZATION | BONUS | FINAL TIME |
|-------|------|--------|-----------|--------------|-------|------------|
| 1 | | | | | | |
| 2 | | | | | | |
| 3 | | | | | | |
| 4 | | | | | | |
| 5 | | | | | | |
| 6 | | | | | | |

SPEED GUNS

| TIME | |
|----------|--|
| Shotgun | |
| Revolver | |
| Rifle | |

SHOOTING RANGE MAP

- A** ALTANE (RO I COURSES, BRIEFINGS ETC.)
- S** SHOWERS, BREAKFAST, REGISTRATION
- C** CATERING, BAR, MUSIC, FAST FOOD
- +** RED CROSS MEDICAL EMERGENCY



DOT 2026



ACCESS ROAD

MAIN TENT

C

12

11

10

9

WC

A

+

8

WC

7

6

5

4

3

2

1

MAIN BUILDING

WC

S

TENTS

WC

CARAVAN

LONG RANGE

SHOWER, BREAKFAST, REGISTRATION
CATERING, BAR, MUSIC, FAST FOOD
RED CROSS MEDICAL EMERGENCY

SLOVAKIA

| NEDEĽA 12.07.2026 | | WEDNESDAY JULY 12, 2026 | |
|-----------------------------------|---------------|---------------------------------------|--|
| Otvorenie strelnice a kempu | after 12:00 | Shooting range/Camp Open | |
| PONDEĽOK 13.07.2026 | | MONDAY July 13, 2026 | |
| Registrácia strelcov | 11:00 – 13:00 | Shooters' registration | |
| Obed | 13:00 – 14:00 | Lunch | |
| Plainsman / Civil War | 14:00 – 18:00 | Plainsman / Civil War | |
| Registrácia strelcov | 16:00 – 18:00 | Shooters' registration | |
| Porada vedúcich skupín WB | 17:00 – 18:00 | Briefing of posse leaders WB | |
| No guns in town after 18:00 | | | |
| Večera | 18:00 – 19:00 | Dinner | |
| Music+ Bar | 18:00 – 22:00 | Music+ Bar | |
| UTOROK 14.07.2026 | | TUESDAY JULY 14, 2026 | |
| Wild Bunch 3 stages | 09:00 – 13:00 | Wild Bunch 3 stages | |
| Obed | 13:00 – 14:00 | Lunch | |
| Wild Bunch 3 stages | 14:00 – 16:00 | Wild Bunch 3 stages | |
| Registrácia strelcov | 16:00 – 18:00 | Shooters' registration | |
| No guns in town after 18:00 | | | |
| Večera | 18:00 – 19:00 | Dinner | |
| Music+ Bar | 18:00 – 22:00 | Music+ Bar | |
| STREDA 15.07.2026 | | WEDNESDAY JULY 15, 2026 | |
| Warm-up 4 stages | 09:00 – 13:00 | Warm-up 4 stages | |
| Obed | 13:00 – 14:00 | Lunch | |
| Quigley Bucket 100 m | 14:00 – 16:00 | Quigley Bucket 100 m | |
| Registrácia strelcov | 16:00 – 18:00 | Shooters' registration | |
| Porada vedúcich skupín CAS | 16:00 – 18:00 | Briefing of posse leaders CAS | |
| No guns in town after 18:00 | | | |
| Večera+ TM/CC registration | 18:00 – 19:00 | Dinner +TM/CC registration | |
| Slávnostné zahájenie | 20:00 – 22:00 | Opening ceremony | |
| Music+ Bar | | Music+ Bar | |
| ŠTVRTOK 16.07.2026 | | THURSDAY JULY 16, 2026 | |
| Hlavný závod 4 stages | 09:00 – 13:00 | Main match 4 stages | |
| Obed | 13:00 – 14:00 | Lunch | |
| Long Range / Percus rifle | 14:00 – 18:00 | Long Range / Percus rifle | |
| Team Match | 16:00 – 18:00 | Team Match | |
| No guns in town after 18:00 | | | |
| Večera | 18:00 – 19:00 | Dinner | |
| Cowboy market | 19:00 – 20:00 | Cowboy market | |
| Rýchle jedlo & pivo/ Tombola | 20:00 – 22:00 | Speed food & beer match / Raffle | |
| PIATOK 17.07.2026 | | FRIDAY JULY 17, 2026 | |
| Hlavný závod 4 stages | 09:00 – 13:00 | Main match 4 stages | |
| Obed | 13:00 – 14:00 | Lunch | |
| Rýchle zbrane | 14:00 – 17:00 | Speed guns | |
| Board of Representatives | 17:00 – 18:00 | Board of Representatives | |
| No guns in town after 18:00 | | | |
| Večera v cene štartovného | 18:00 – 19:00 | Dinner fee included | |
| Vyhlasenie WB/Side Matches | 20:00 – 22:00 | Award ceremony WB /Side Matches | |
| Live Band + Dance Academy | | Live Band + Dance Academy | |
| SOBOTA 18.07.2026 | | SATURDAY JULY 18, 2026 | |
| Hlavný závod 4 stages | 09:00 – 13:00 | Main match 4 stages | |
| Obed | 13:00 – 14:00 | Lunch | |
| TOP 16 Duel | 14:00 – 16:00 | TOP 16 Duel | |
| Derringer / Fast Draw | 16:00 – 18:00 | Derringer / Fast Draw | |
| T-shirts & Merch Shop | 14:00 – 16:00 | T-shirts & Merch Shop | |
| No guns in town after 18:00 | | | |
| Večera | 18:00 – 19:00 | Dinner | |
| Kostýmová súťaž | 19:00 – 20:00 | Costume competition | |
| Slávnostné vyhlásenie výsledkov | 20:00 – 22:00 | Closing Ceremony Award Ceremony | |
| Live Band + Bar | | Music+Bar | |
| NEDEĽA 19.07.2026 | | SUNDAY JULY 19, 2026 | |
| Ranná káva + Štastnú cestu domov! | 09:00 – 12:00 | Morning coffee + Have a safe journey! | |