



HELL

2026



dedicated to the memory
Doc Holliday

8. – 11. 7. 2026

ZNOJMO – OBLEKOVICE

XXIX. CZECH CHAMPIONSHIP OF COWBOY ACTION SHOOTING






★ THANK YOU TO OUR SPONSORS! ★

SPECIAL SHOTGUN CARTRIDGES

Pressburg
western

for Cowboy Action Shooting

www.pressburgwestern.sk



G.B.C. a.s.

sponsor Colbert's Prosecco
and white wine testing

SHADOWS - Šedivec s.r.o.

GRANULACE PLASTŮ



Candy Cane
—S—W—E—E—T—★—F—U—N—★
FOR EVERYONE

candycane.coffee

SUN
FACILITY
MANAGEMENT

SUN
FACILITY
MANAGEMENT

SUN
FACILITY
MANAGEMENT

SUN
FACILITY
MANAGEMENT

★ THANK YOU TO THE MAIN SPONZOR ★

DYAS 

APP for Cowboy Action Shooting matches

easy and fast scoring, instant results



Download on the
App Store

CAS
scoring

casscoring.com

website for Cowboy Action Shooting matches



Colbert

XXIX. HELL 2026

Program / Schedule

Úterý 7.7.2026	Time	Tuesday 7.7.2026
Otevření střelnice	9:00	Official opening of the shooting range
Registrace	18:00-20:00	Registration
Briefing PM/DE Wild Bunch	19:00-20:00	Briefing PM/DE Wild Bunch
Středa 8.7.2026		Wednesday 9.7.2026
Registrace	8:00-9:00	Registrace
Wild Bunch, 5 stages	9:00-12:30	Wild Bunch, 5 stages
Warm-up, 4 stages	14:30-17:30	Warm-up, 4 stages
Briefing PM/DE CAS	18:30-20:00	Briefing PM/DE CAS
Registrace	18:00-20:00	Registrace
Zahajovací ceremoniál	21:00	Opening Ceremony
Čtvrtek 9.7.2026		Thursday 9.7.2026
Hlavní závod, 4 stages	9:00-12:00	CAS match, 4 stages
Long Range	14:00-19:00	Long Range
Týmový závod	19:00-21:00	Team match
Pátek 10.7.2026		Friday 10.7.2026
Hlavní závod, 4 stages	9:00-12:00	CAS match, 4 stages
Rychlé zbraně	14:00-17:00	Speed guns
Plainsman, 4 stages	14:00-17:00	Plainsman, 4 stages
Burza	16:00-20:00	Flea market
Colbert's Prosecco a bílé víno v hlavním stanu	18:00-21:00	Colbert's Prosecco and white wine testing in main tent
Vyhlášení výsledků Wild Bunch a vedlejších závodů	21:00	Award Ceremony of Wild Bunch and Side matches
Sobota 11.7.2026		Saturday 11.7.2026
Hlavní závod, 4 stages	9:00-12:00	CAS match, 4 stages
Top 16	16:00	Top 16
Vyhlášení výsledků hlavního závodu HELL 2026	20:00	Award Ceremony of Main match HELL 2026

Hlavní telefonické kontakty pro první pomoc a nemocnici ve městě Nemocnice Znojmo

(a pro přednemocniční pomoc ve Znojmě):

- Tísňová čísla pro Znojmo / ČR:
- Záchraná služba / první pomoc: 155 znojmcocity.cz
- Jednotné evropské číslo tísňového volání: 112 znojmcocity.cz

Kontakty Nemocnice Znojmo:

- Recepce / hlavní linka: +420 515 215 111
- Urgentní příjem / centrální příjem (nonstop péče): +420 515 215 563 webext1.nemzn.cz+1
- Záchraná služba v Znojmě (výjezdová základna Zdravotnická záchraná služba Jihomoravského kraje) – pro případ zdravotní pohotovosti nebo sanitní výjezd: +420 545 113 201

HELL 2026 – ORGANIZING TEAM

MR. SEAN

Match Director
Cowboy Action
Wild Bunch



JOE LOCO

Rang Master



LITTLE LENA UČITEL

Camping, Parking
Speed Guns
Technical
Support



SHADOWS

Technical
Support



HIGHLAND KID

Plainsman
Long Range
Sniper Assault



BILLY THE KID

Technical
Support



STETSON

Technical
Support



SHERMAN

Technical
Support



COLBERT

Stats officer




HELL 2026 - Schedule

Wild Bunch						
8-VII. 2026	12R	3	6	7	9	Bay
	1	2	3	4	5	Stage
Posse 1	9:00	10:00	11:00	12:00	13:00	Time
Posse 2	13:00	9:00	10:00	11:00	12:00	
Posse 3	12:00	13:00	9:00	10:00	11:00	
Posse 4	11:00	12:00	13:00	9:00	10:00	


Warm Up					
8-VII. 2026	12L	12R	3	4	Bay
	1	2	3	4	Stage
Posse 1	14:30	15:20	16:10	17:00	Time
Posse 2	17:00	14:30	15:20	16:10	
Posse 3	16:10	17:00	14:30	15:20	
Posse 4	15:20	16:10	17:00	14:30	

Cowboy Action Shooting - Day 1													
9-VII. 2026	12L	12R	3	4	5	6	7	8	11A	10	9	11B	Bay
	1	2	3	4	5	6	7	8	9	10	11	12	Stage
Posse 1	9:00	9:50	10:40	11:30									Time
Posse 2	11:30	9:00	9:50	10:40									
Posse 3	10:40	11:30	9:00	9:50									
Posse 4	9:50	10:40	11:30	9:00									
Posse 5					9:00	9:50	10:40	11:30					
Posse 6					11:30	9:00	9:50	10:40					
Posse 7					10:40	11:30	9:00	9:50					
Posse 8					9:50	10:40	11:30	9:00					



Cowboy Action Shooting - Day 2													
10-VII. 2026	12L	12R	3	4	5	6	7	8	11A	10	9	11B	Bay
	1	2	3	4	5	6	7	8	9	10	11	12	Stage
Posse 1					9:00	9:50	10:40	11:30					Time
Posse 2					11:30	9:00	9:50	10:40					
Posse 3					10:40	11:30	9:00	9:50					
Posse 4					9:50	10:40	11:30	9:00					
Posse 5									9:00	9:50	10:40	11:30	
Posse 6									11:30	9:00	9:50	10:40	
Posse 7									10:40	11:30	9:00	9:50	
Posse 8									9:50	10:40	11:30	9:00	

Cowboy Action Shooting - Day 3													
11-VII. 2026	12L	12R	3	4	5	6	7	8	11A	10	9	11B	Bay
	1	2	3	4	5	6	7	8	9	10	11	12	Stage
Posse 1									9:00	9:50	10:40	11:30	Time
Posse 2									11:30	9:00	9:50	10:40	
Posse 3									10:40	11:30	9:00	9:50	
Posse 4									9:50	10:40	11:30	9:00	
Posse 5	9:00	9:50	10:40	11:30									
Posse 6	11:30	9:00	9:50	10:40									
Posse 7	10:40	11:30	9:00	9:50									
Posse 8	9:50	10:40	11:30	9:00									



Emergencies

- 112 emergency line
- The 112 emergency line can be used to reach rescue workers in all EU member states.
- You may dial it from both land-lines and mobile phones. It is free throughout the EU. It allows for a determination of the location of the caller.
- The 112 line is designed for any person located in the European Union and some other countries who finds himself in an emergency situation and needs urgent help of rescue or security services (firefighters, police and paramedics).

The 112 line can also be used if you do not speak Czech, as its operators speak different languages. You can call it from any phone, even if you do not have credit or a SIM card, or if you have a limited signal.

If you need to solve health problems or a crime etc., please contact directly the nationalemergency lines:

- 150 firefighters
- 155 paramedics
- 158 state police
- 156 municipal police



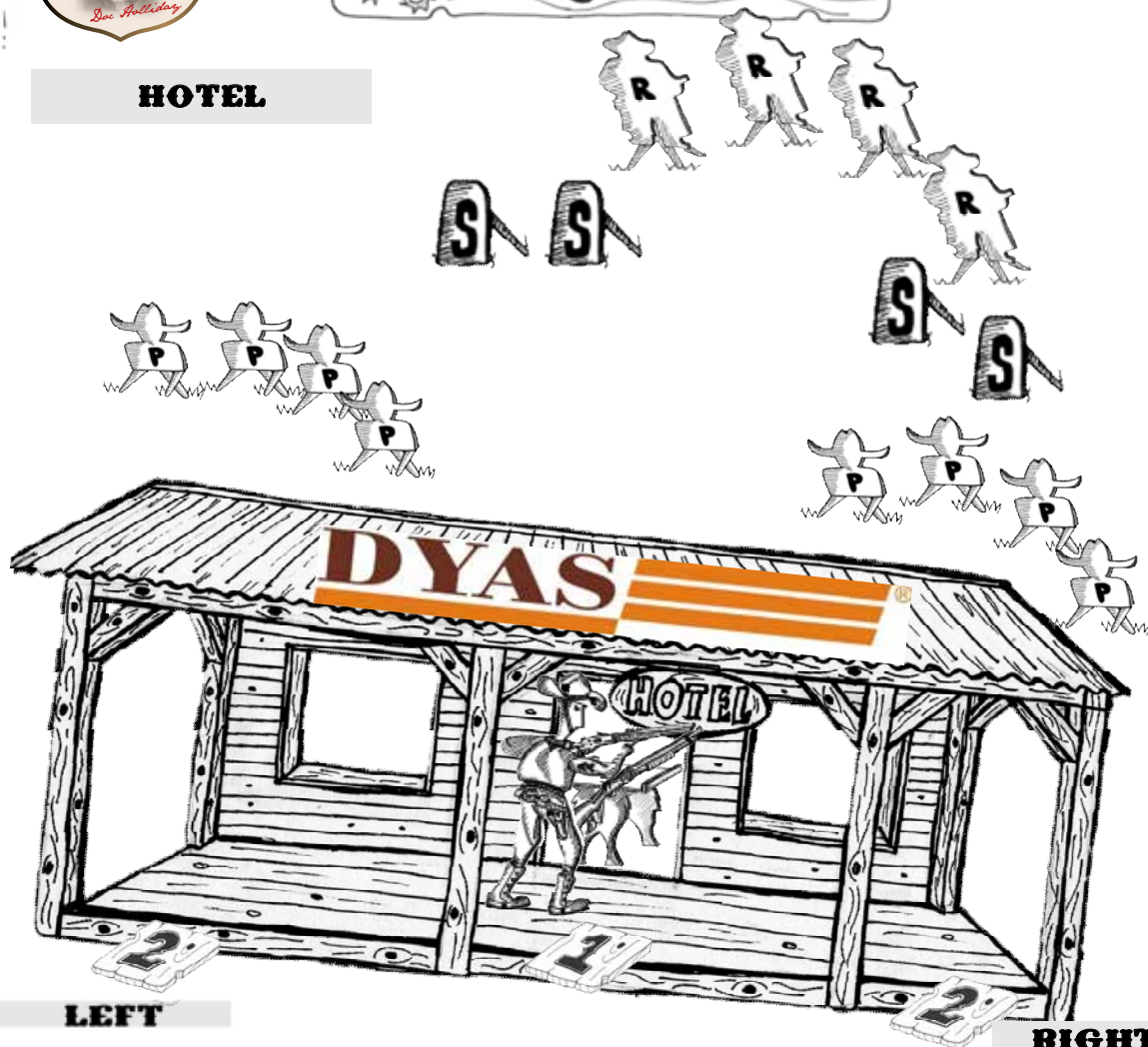
WILD BUNCH 1

BAY 12R

MR. SEAN

© VITIR

HOTEL



LEFT

RIGHT

Pistol 7+7+7+7, Rifle 10, Shotgun 4


Standing: Pistol holstered, Long guns staged at position 1.
Starting: At position 1, Rifle or shotgun in hands.
Sequence: Positions: 1-2L-2R or 1-2R-2L. Guns: R-S-P/S-R-P.
After the beep:
Rifle From Position 1 engage R targets, each target must be hit at least twice in any order (round count)
Shotgun From position 1 engage 4 shotgun targets in any order.
Pistol From Positions 2L and 2R engage P targets with 3-3-1 (111-222-3) sweep starting on left outer target (2 mags) and 3-3-1 (444-333-2) starting on right outer target (another 2 mags)

Zbraně: Pistole v pouzdře, dlouhé zbraně na pozici 1.
Start: Na pozici 1, Puška nebo brokovnice v rukách.
Sekvence: Pozice: 1-2L/R. Zbraně: R-S-P/S-R-P.
Po signálu:
Puška Z Pozice 1 čtyři R terče tak, aby každý byl zasařený alespoň dvakrát, libovolně.
Brokovnice Z Pozice 1 čtyři brokové terče libovolně.
Pistole Z pozic 2L a 2R terče P stylem 3-3-1 (111-222-3) sweep zleva a 3-3-1 (444-333-2) sweep zprava (2 zásobníky)



WILD BUNCH 2

BAY 3
MR. SEAN
© VITIR



TOWN MARSHAL



Pistole 7+7+7, Rifle 7, Shotgun 4

Standing: Rifle and shotgun staged anywhere safely

Starting: At position 2, pistol in hand(s)

Sequence: Positions: 2-1-3 / 2-3-1, Guns: P-R-S.

After the beep:

Pistol From position 2 engage P target two times with 11-22-33-2 Sweep (2 mags) starting either end. From position 1 or 3 engage R targets with 11-22-33-2 Sweep (1 mag) starting either end.

Rifle From Position 1 or 3 engage R targets with 11-22-33-2 Sweep starting either end.

Shotgun From position 1 and 3 engage 4 shotgun targets in any order.

Zbraně: Dlouhé zbraně libovolně na stolcích.

Start: Na pozici 2, pistole v ruce/rukách.

Sekvence: Pozice: 2-1-3 / 2-3-1, Zbraně: P-R-S.

Po signálu:

Pistole Z pozice 2 terče P dvakrát stylem 11-22-33-2 Sweep zleva nebo zprava (2 zás.), následně z pozice 1 nebo 3 jednou terče R stylem 11-22-33-2 Sweep (1 zás.) zleva nebo zprava

Puška Z pozice 1 nebo 3 jednou terče R 11-22-33-2 Sweep (1 zás.) zleva nebo zprava

Brokovnice Z pozice 1 a 3 dva a dva, celkem čtyři brokové terče libovolně.

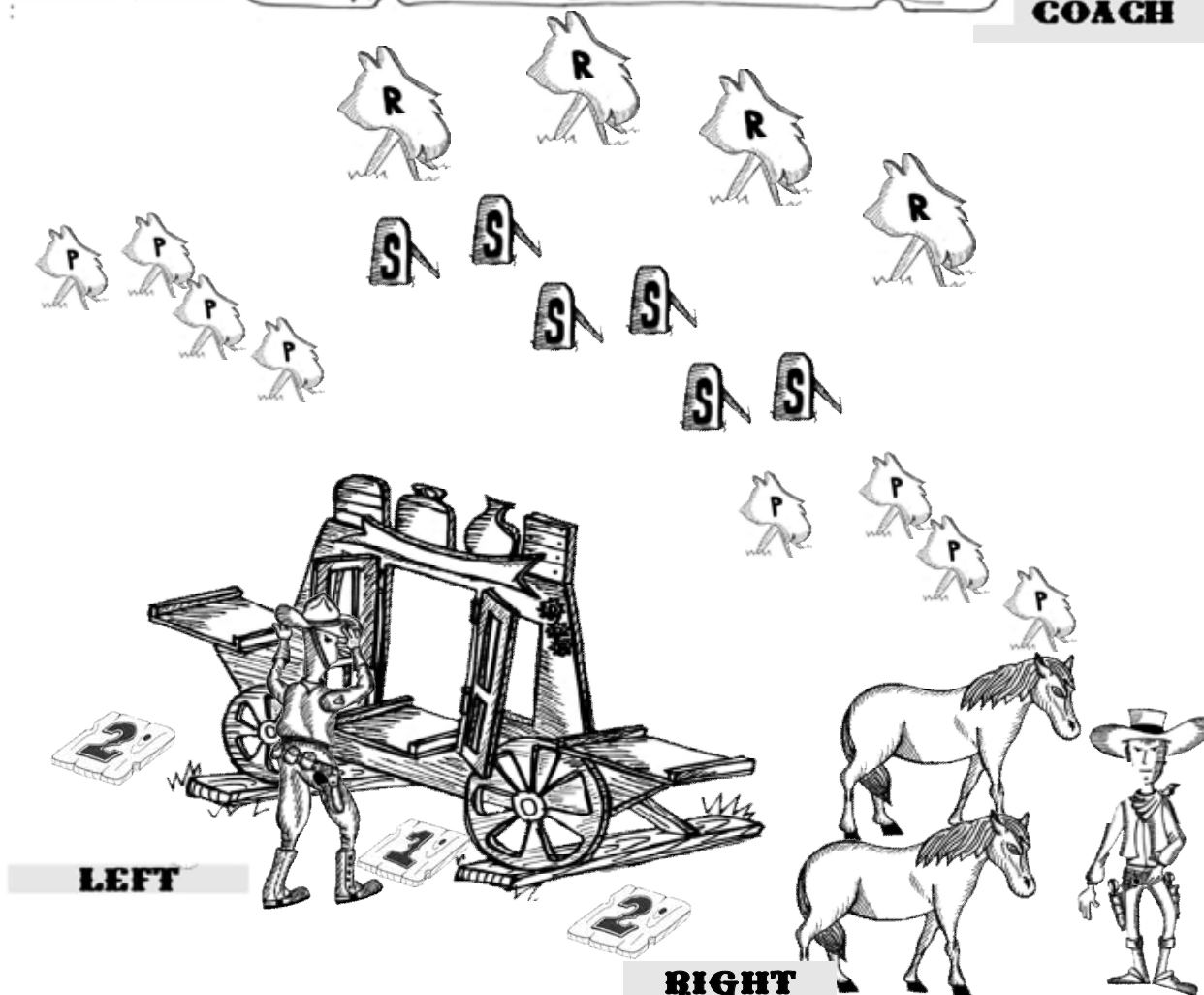


WILD BUNCH 3

BAY 6

MR. SEAN
© VITIB

COACH



Pistol 7+7+7+7, Rifle 7, Shotgun 6

Standing: Pistol holstered, long guns staged anywhere safely.

Starting: At any position, hands touching hat.

Sequence: Positions: you can shoot in any order, but rifle mustn't be last.

After the beep:

Shotgun From position 1 engage 6 shotgun targets in any order.

Rifle From position 1 engage R targets in Nevada Sweep starting either end.

Pistols From positions 2L and 2R engage P targets in 4-3-3-4 style (round count)

Zbraně: Pistole v pouzdře, dlouhé zbraně libovolně na stolcích.

Start: Libovolná startovní pozice, ruce na klobouku.

Sekvence: Pořadí pozic/zbraní libovolné, ale puška nesmí být poslední.

Po signálu:

Brokovnice Z pozice 1 šest brokových terčů libovolně.



Puška Z Pozice 1 R terče stylem Nevada Sweep (1;2;3;4;3;2;1) zleva/zprava.

Revolvery Z Pozice 2L a 2R stylem 4-3-3-4 libovolně (round count)



WILD BUNCH 4

BAY 7
MR. SEAN
© VITIR



LEFT



RIGHT

Pistol 7+7+7, Rifle 7, Shotgun 6

Standing: Pistol holstered, rifle staged at position 1 L/R, shotgun at position 2

Starting: At position 1 L or R, Hands Low Surrender.

Sequence: Positions: 1L/R-2. Guns: R-P-S.

After the beep:

Rifle From pos. 1 L/R engage three R targets, each must be hit at least once (round count)

Pistol From Position 1L or 1R engage R targets using the same instruction as for rifle (1 mag). From position 2 engage 2x closer P targets once and farther targets twice in any order (2 mags).

Shotgun From position 2 engage six shotgun targets in any order.

Zbraně: Pistole v pouzdře, Puška na pozici 1 L/R, brokovnice na pozici 2.

Start: Na pozici 1 L/R, ruce nad úroveň ramen (low surrender).

Sekvence: Pozice: 1L/R-2. Zbraně: R-P-S.

Po signálu:

Puška Z pozice 1L/R tři R terče tak, aby každý byl zasážený alespoň jednou (libovolně)

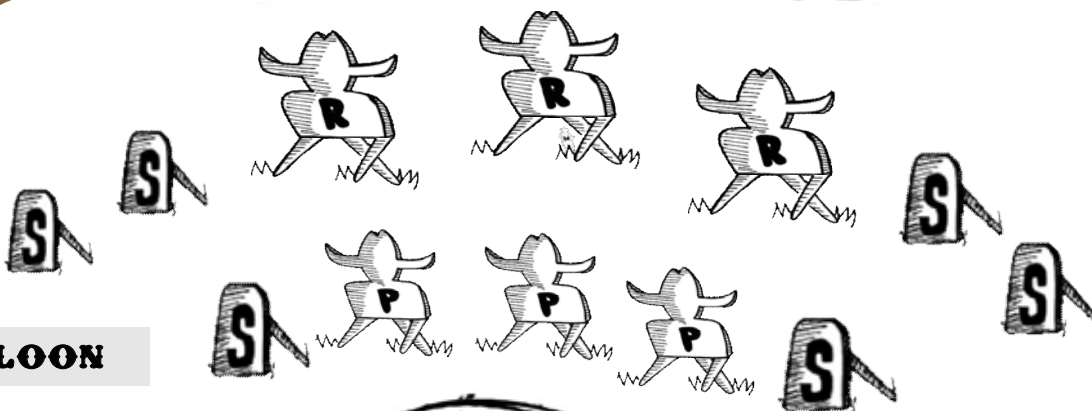
Pistole Z pozice 1 L/R jeden zásobník na terče R podle stejných instrukcí jako puška. Z pozice 2 zasáhní bližší terče jednou a vzdálenější dvakrát (round count, 2 zás.)

Brokovnice Z pozice 2 šest brokových terčů libovolně.




WILD BUNCH 5

BAY 9
MR. SEAN
© VITIR



SALOON



LEFT

RIGHT

Pistol 7+7+7, Rifle 7, Shotgun 6

Standing: Pistol holstered, long guns staged anywhere safely.
Starting: At position 1 Left or Right, both palms on table.
Sequence: 1L/1R-2. You can shoot in any order, but rifle mustn't be last.

After the beep:

Pistols From Position 2 engage three P targets in 3-7-4 sweep starting either end (2 mags).
Rifle From Position 2 engage three R targets in 3-7-4 sweep starting either end using pistol (1 mag) and rifle.
Shotgun From position 2 engage six shotgun targets in any order.

Zbraně: Pistole v holstrech, dlouhé zbraně libovolně na stolcích.
Start: Na pozici 1 Vlevo nebo Vpravo, Obě dlaně se dotýkají desky stolu.
Sekvence: 1L/1R-2 Pořadí zbraní libovolné, ale puška nesmí být poslední.
Po signálu:
Pistole Z pozice 2 tři terče P stylem 3-7-4 sweep z libovolné strany- 2 zásobníky.
Puška Z Pozice 2 tři R terče stylem 3-7-4 sweep z libovolné strany- 1 zásobník z pistole a 7 ran z pušky.
Brokovnice Z Pozice 2 šest brokových terčů libovolně.





WARM UP I

BAY IZL

MR. SEAN
© VITIR



LOUNDRY



Revolvers 5+5, Rifle 10, Shotgun 4+

Standing: Revolvers holstered, Shotgun staged anywhere safely.

Starting: At position 2, rifle port arms.

Sequence: 2-1L or 2-1R.

After the beep:

Rifle From position 2 engage P+R targets with 1-4-4-1 Sweep starting either end.

Revolvers From position 2 engage P+R targets with 1-4-4-1 Sweep starting either end.

Shotgun From position 1 L/R engage 4 shotgun targets in any order.

Zbraně: Revolvery v holstrech, brokovnice na libovolné pozici.

Start: Na pozici 2, puška v ponosu.

Sekvence: Pořadí pozic 2-1L nebo 2-1R.

Po signálu:

Puška Z pozice 2 puškou 4 terče P+R stylem 1-4-4-1 Sweep zleva nebo zprava.

Revolvery Z pozice 2 puškou 4 terče P+R stylem 1-4-4-1 Sweep zleva nebo zprava.

Brokovnice Z pozice 1L nebo 1R 4 brokové terče libovolně do padnutí.

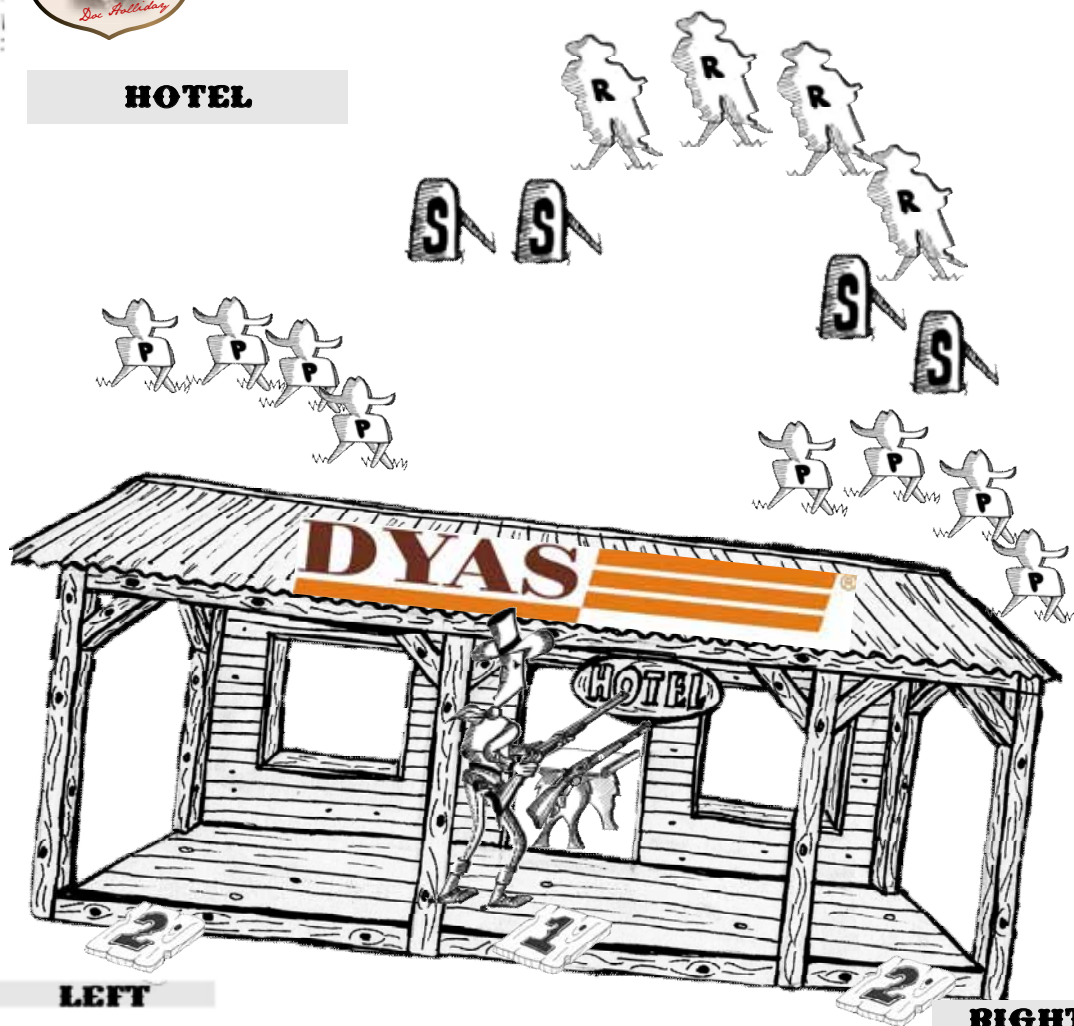


WARM UP 2

BAY 12R

MR. SEAN
© VITIR

HOTEL



LEFT

RIGHT

Revolvers 5+5, Rifle 10, Shotgun 4+

- Standing:** Revolvers holstered, Rifle staged at position 1.
- Starting:** At position 1, Shotgun in hand, 2nd hand touching shotgun shells.
- Sequence:** Positions: 1-2L/R. Guns: S-R-P.
- After the beep:**
- Shotgun** From position 1 engage 4 shotgun targets in any order till down.
- Rifle** From position 1 engage R targets with Progressive Sweep (1-22-333-4444) starting either end.
- Revolvers** From position 2L or 2R engage P targets with Progressive Sweep (1-22-333-4444) starting either end.

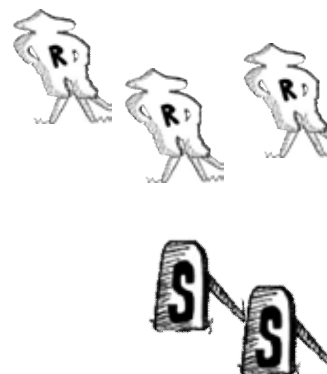

- Zbraně:** Revolvery v holstrech, Puška na pozici 1.
- Start:** Na pozici 1, brokovnice v ruce, druhý ruka se může dotýkat brokových nábojů.
- Sekvence:** Pozice: 1-2L/R. Zbraně: S-R-P.
- Po signálu:**
- Brokovnice** Z pozice 1 4 brokové terče libovolně do padnutí.
- Puška** Z pozice 1 4 terče R stylem Progressive Sweep (1-22-333-4444) zleva nebo zprava.
- Revolvery** Z pozice 2L nebo R 4 terče P stylem Progressive Sweep (1-22-333-4444) zleva nebo zprava.



WARM UP 3

BAY 3

MR. SEAN
© VITIK



TOWN MARSHAL



Revolvers 5+5, Rifle 10, Shotgun 2+

Standing: Rifle/shotgun staged anywhere safely.

Starting: At position 2, revolver(s) in hand(s).

Sequence: Positions: 2-1 / 2-3, Guns: P-R-S.

After the beep:

Revolvers From position 2 engage P targets with 2-3-5 Sweep (11-222-33333) starting either end.

Rifle From position 1 or 3 engage R targets with 2-3-5 Sweep (11-222-33333) starting either end.

Shotgun From position 1 or 3 engage 2 shotgun targets in any order till down.

Zbraně: Puška/brokovnice na kterékoliv pozici.

Start: Na pozici 2, revolver(y) v ruce/rukách.

Sekvence: Pozice: 2-1 / 2-3, Zbraně: P-R-S.

Po signálu:

Revolvery Z pozice 2 tři terče P stylem 2-3-5 Sweep (11-222-33333) zleva nebo zprava.



Puška Z pozice 1 nebo 3 tři terče P stylem 2-3-5 Sweep (11-222-33333) zleva nebo zprava.

Brokovnice Z pozice 1 nebo 3 dva brokové terče libovolně do padnutí.



WARM UP 4

BAY 4
MR. SEAN
© VITIK



Revolvers 5+5, Rifle 10, Shotgun 4+

Standing: Revolvers holstered, rifle staged at position 2, shotgun staged on 1L or 1R.
Starting: At position 1 L or R, cowboy ready.
Sequence: Position: 1L/R-2, Guns: S-R-P.
After the beep:
Shotgun From position 1L or 1R engage 4 shotgun targets in front of position in any order.
Rifle From Position 2 engage three R targets- each target must be hit at least three times in any order. (round count).
Revolvers From Position 2 engage five P targets in two sweeps starting on either outside target, dirty sweep is ok.

Zbraně: Revolvery v holstrech, Puška na pozici 2, brokovnice na pozici 1L nebo 1R.
Start: Na pozici 1 L nebo R, cowboy ready.
Sequence: Pozice: 1L/R-2, Zbraně: S-R-P.
Po signálu:
Brokovnice Z pozice 1 L nebo R 4 brokové terče před pozicí libovolně do padnutí.
Puška Z pozice 2 tři terče R tak, aby každý byl zasežený alespoň třikrát (round count).
Revolvery Z pozice 2 pět terčů po jedné ráně sweep zleva nebo zprava. Dirty sweep je povolený.





STAGE 1

BAY 12L
COLBERT
© VITIR



LOUNDRY



Revolvers 5+5, Rifle 10, Shotgun 4+

Standing: Revolvers holstered, Shotgun at position 1L/R, Rifle staged at position 2.

Starting: At position 1L/R. Thumbs behind the belt.

Sequence: Positions: 1L/R-2. Guns: S-R-P. When ready say - Clean It !!!

After the beep:

Shotgun From position 1 L/R engage 4 shotgun targets in any order.

Rifle + Pistols From Position 2 With the Rifle and Pistols engage P+R targets in 1892 Sweep starting on either end for total 20 rounds.

Note 1892 Sweep (1;2;2;2;2;2;2;2;2;3;3;3;3;3;3;3;3;4;4)

Zbraně: Revalvery v holstrech, Brokovnice na pozici 1L/R, puška na pozici 2.

Start: Na pozici 1L/R. Palce za opaskem.


Sekvence: Pozice: 1L/R-2. Zbraně: S-R-P.. Hláška - Vyčisti to !!!

Po signálu:

Brokovnice Z pozice 1L/R čtyři brokové terčů libovolně.

Puška + Z pozice 2 s puškou a revlvery na P+R terče stylem 1892 Sweep z libovolné

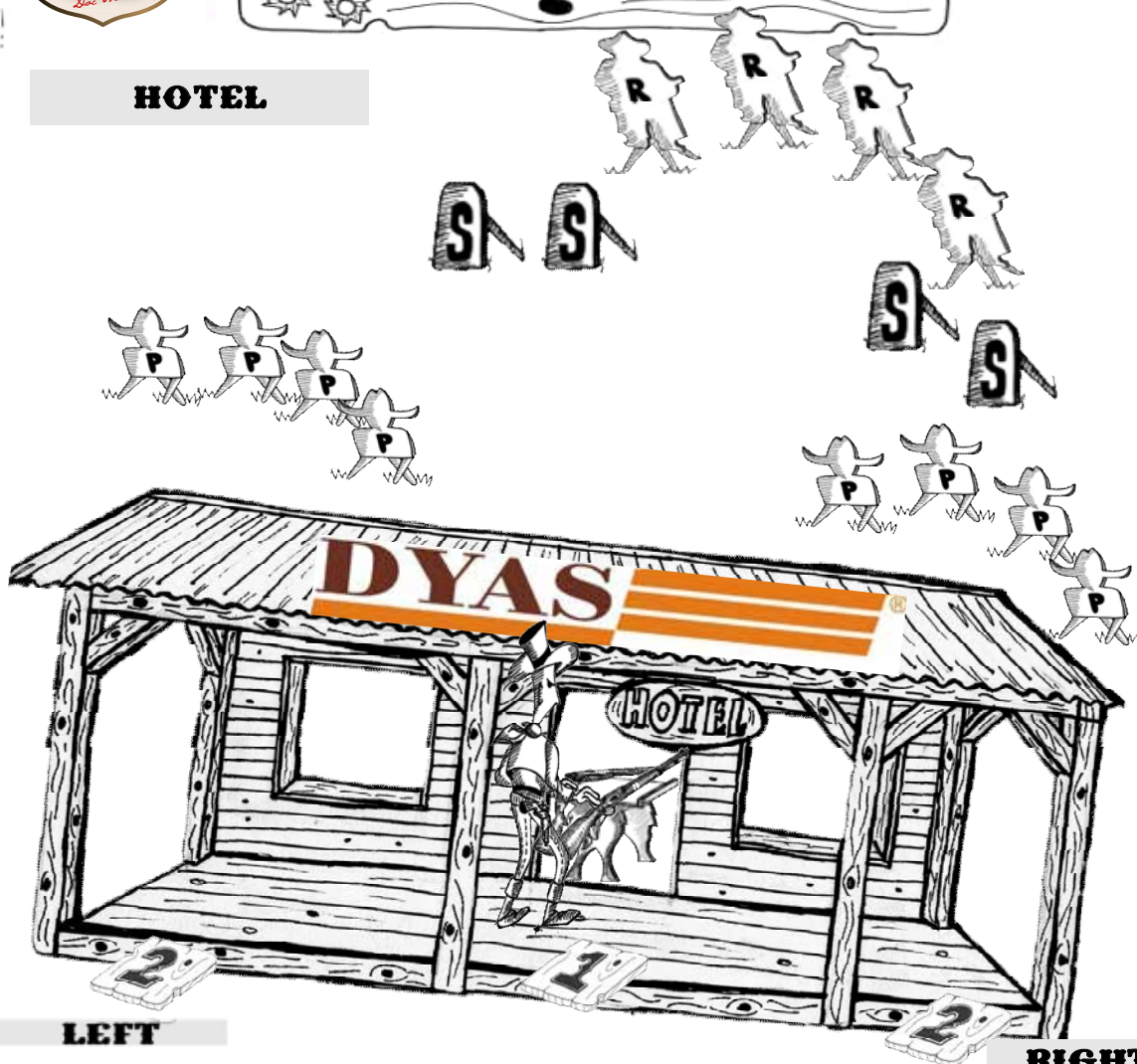
Revlvery strany, celkem 20 ran.



STAGE 2

BAY 12R
COLBERT
© VITIK

HOTEL



LEFT

RIGHT

Revolvers 5+5, Rifle 10, Shotgun 4+


- Standing:** Revolvers holstered, Long guns staged at position 1.
- Starting:** At position 1, Cowboy Ready.
- Sequence:** Positions: 1-2L/R. Guns: R-S-P/S-R-P. When ready say-Give me your Shotgun !
- After the beep:**
- Rifle** From Position 1 engage R targets in 1;2;3;4;3;3;2;2;1;1 sweep starting on either end.
- Shotgun** From position 1 engage 4 shotgun targets in any order till down
- Pistols** From Position 2 L/R engage P targets using the same instruction as for the Rifle

- Zbraně:** Revolvery v holstrech, Dlouhé zbraně na pozici 1.
- Start:** Na pozici 1, Cowboy Ready.
- Sekvence:** Pozice: 1-2L/R. Zbraně: R-S-P/S-R-P. Hláška - Dej mi tu brokovnici !!!!
- Po signálu:**
- Puška** Z pozice 1 čtyři R terče stylem 1;2;3;4;3;3;2;2;1;1 Sweep, začínající na nebo kterémkoliv krajním terči.
- Brokovnice** Z pozice 1 čtyři brokové terče libovolně do padnutí.
- Revolvery** Z pozice 2 L/R čtyři P terče stejnou instrukcí jako pro Pušku.



STAGE 3

BAY 3
COLBERT
© VITH



TOWN MARSHAL



Revolvers 5+5, Rifle 10, Shotgun 2+

Standing: Revolvers holstered, shotgun staged anywhere.

Starting: At position 1 or 3, Rifle in port arms.

Sequence: Positions: 1-2-3 / 3-2-1, Guns: R-P-S. When ready say - Give Up !!!

After the beep:

Rifle From position 1 or 3 engage 3 R targets in style - 2x Central Target, 3x Outside Target, 2x Central Target, 3x Opposite Outside Target.

Pistols From Position 2 engage P targets using the same instruction as for the Rifle.

Shotgun From position 3 or 1 engage 2 shotgun targets in any order till down.

Zbraně: Revolvery v holstrech, brokovnice na kterékoliv pozici.

Start: Na pozici 1 or 3, Puška port arms.

Sekvence: Pozice: 1-2-3 / 3-2-1, Zbraně: R-P-S. Hláška - Vzdej se !!!

Po signálu:

Puška Z pozice 1 nebo 3 tři R terče stylem - 2x Prostřední terč, 3x Krajní terč, 2x Prostřední terč, 3x Druhý krajní terč.


Revolvery Z Pozice 2 P terče stejnou instrukcí jako pro Pušku.

Brokovnice Z pozice 3 nebo 1 dva brokové terče libovolně do padnutí.



STAGE 4

BAY 4
COLBERT
© VITIR



LEFT


RIGHT

Revolvers 5+5, Rifle 10, Shotgun 4+

Standing: Revolvers holstered, rifle staged at position 2.
Starting: At position 1 L or R, shotgun in port arms.
Sequence: Position: 1L/R-2, Guns: S-R-P. When ready say - Apaches are coming !!!
After the beep:
Shotgun From pos. 1L/R engage 4 shotgun targets in front of position in any order.
Rifle From Position 2 engage three R targets in 1-2-4-2-1 Sweep starting on either end (1;2;2;3;3;3;3;2;2;1).
Pistols From Position 2 engage five P targets in 1-2-4-2-1 Sweep starting on either end, (1;2;2;3;3;3;3;4;4;5).

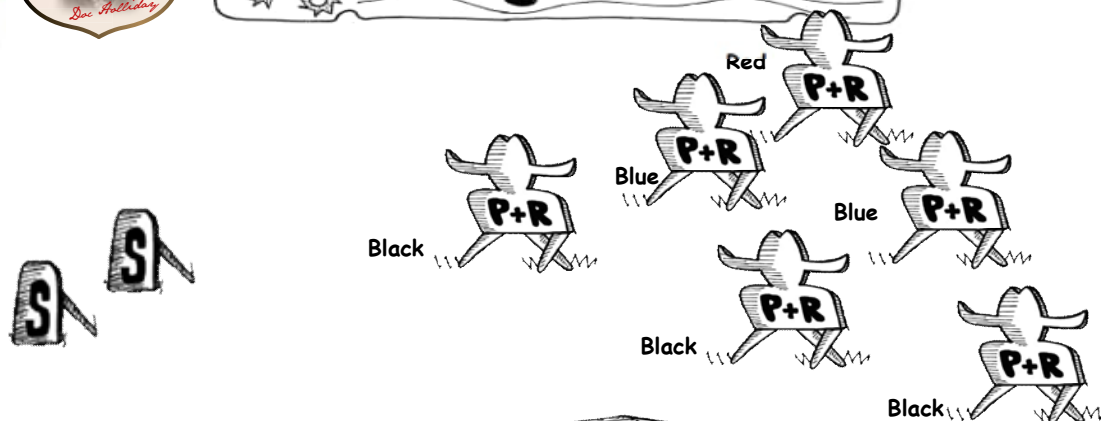
Zbraně: Revalvery v holstrech, Puška na pozici 2.
Star: Na pozici 1 L nebo R, Brokovnice port arms.
Sequence: Pozice: 1L/R-2, Zbraně: S-R-P. Hláška - Apači !!!

Po signálu:
Brokovnice Z pozice 1 L nebo R 4 brokové terče před pozicí, libovolně.
Puška Z pozice 2 tři R terče stylem 1-2-4-2-1 Sweep začínající na jednom krajním terči - (1;2;2;3;3;3;3;2;2;1).
Revalvery Z pozice 2 pět P terčů stylem 1-2-4-2-1 Sweep začínající na jednom krajním terči, (1;2;2;3;3;3;3;4;4;5).




STAGE 5

BAY S
COLBERT
© VITIR



TOMBSTONE TERRITORY



Revolvers 5+5, Rifle 10, Shotgun 4+

Standing: Revolvers holstered, shotgun staged at position 1 L/R.

Starting: At position 1 L/R, Rifle in both hands.

Sequence: Positions: 1L/R-2-3. Guns: R-S-P. When ready say - Pyramide !!!!

After the beep:

Rifle From Position 1L/R engage in ANY ORDER - Black P+R targets once each, Blue P+R targets twice each, Red P+R target three times.

Shotgun From position 2 engage 4 shotgun targets in any order.

Pistols From Position 3 engage P+R targets using the same instruction as for the Rifle.

Zbraně: Revolvery v holstrech, brokovnice na pozici 1L nebo 1R.

Start: Na pozici 1 L/R, Puška v obou rukách.

Sekvence: Pozice: 1L/R-2-3. Zbraně: R-S-P. Hláška - Pyramida boha slunce !!!!

After the beep:

Puška Z pozice 1L nebo 1R LIBOVOLNĚ - Černé P+R terče každý jedenkrát, Modré P+R terče každý dvakrát, Červený P+R terč třikrát.

Brokovnice Z pozice 2 čtyři brokové terče libovolně.


Revolvery Z pozice 3 všechny P+R terče stejnou instrukcí jako pro Pušku.



STAGE 6

BAY 6
COLBERT
© VITIR

COACH



Revolvers 5+5, Rifle 10, Shotgun 6+

Standing: Revolvers holstered, rifle staged at position 1.

Starting: At position 1, shotgun in both hands = palms.

Sequence: Positions: 1-2L/R. Guns: S-R-P. When ready say - This is depression !!

After the beep:

Shotgun From position 1 engage 6 shotgun targets in any order.

Rifle From Position 1 engage R targets in Degressive Sweep starting on either end.

Pistols From Position 2 engage P targets using the same instruction as for the rifle.

Zbraně: Revolvery v holstrech, puška na pozici 1.

Start: Na pozici 1, brokovnice v obou rukách = držena v dlaních.

Sekvence: Pozice: 1-2L/R. Zbraně: S-R-P. Hláška - To je Deprese !!

Po signálu:

Brokovnice Z pozice 1 šest brokových terčů libovolně.


Puška Z Pozice 1 R terče stylem Degressive Sweep (1;1;1;1;2;2;2;3;3;4) zleva/zprava.

Revolvery Z Pozice 2 L/R P+R terče stejnou instrukcí jako pro Pušku.




STAGE 7

BAY 7
COLBERT
© VITIR



TRAIN STATION



LEFT

RIGHT

Revolvers 5+5, Rifle 10, Shotgun 6+

Standing: Revolvers holstered, rifle staged at position 1 L/R, shotgun anywhere.

Starting: At position 1 L or R, Hands Low Surrender.

Sequence: Positions: 1L/R-2 Guns: R-P/S. When ready say - Are you out of steam ?!

After the beep:

Rifle From pos. 1 L/R engage three R targets twice in 2-1-2 Sweep starting from either end, dirty sweep is allowed.

Pistols From Position 2 engage three frontal P targets in 2-1-2 sweep for 5 round, then all five P targets once each for 5 rounds in any order.

Shotgun From position 2 engage six shotgun targets in any order.

Zbraně: Revolvery v holstrech, Puška na pozici 1 L/R, brokovnice na kterékoliv pozici.

Start: Na pozici 1 L/R, Ruce Low Surrender.


Sekvence: Pozice: 1L/R-2 Zbraně: R-P/S. Hlaška - Došla ti pára ?!

Po signálu:


Puška Z pozice 1L/R tři R terče stylem 2-1-2 zleva nebo zprava, dirty sweep ano.

Revolvery Z pozice 2 tři střední P terče stylem 2-1-2 sweep pěti ranami, po té dalšími pěti ranami všech pět P terčů každý jednou, LIBOVOLNĚ.

Brokovnice Z pozice 2 šest brokových terčů libovolně.



SWINGING BOTTLE



Revolvers 5+5, Rifle 10, Shotgun 4+

- Standing:** Revolvers holstered, long guns staged at position 1.
Starting: At position 1 or 2, Hands touching gun/guns.
Sequence: Positions: 1-2 / 2-1, Guns: S/R-P / P-R-S. When ready say - Don't Miss !!!!
After the beep:
Pistols From position 2 engage P targets in 3-4-3 style in any order.
Before shooting with the rifle release the Swinger.
Rifle From Position 1 engage R targets using the same instruction as for the pistols.
Shotgun From position 1 engage 4 shotgun targets in any order.

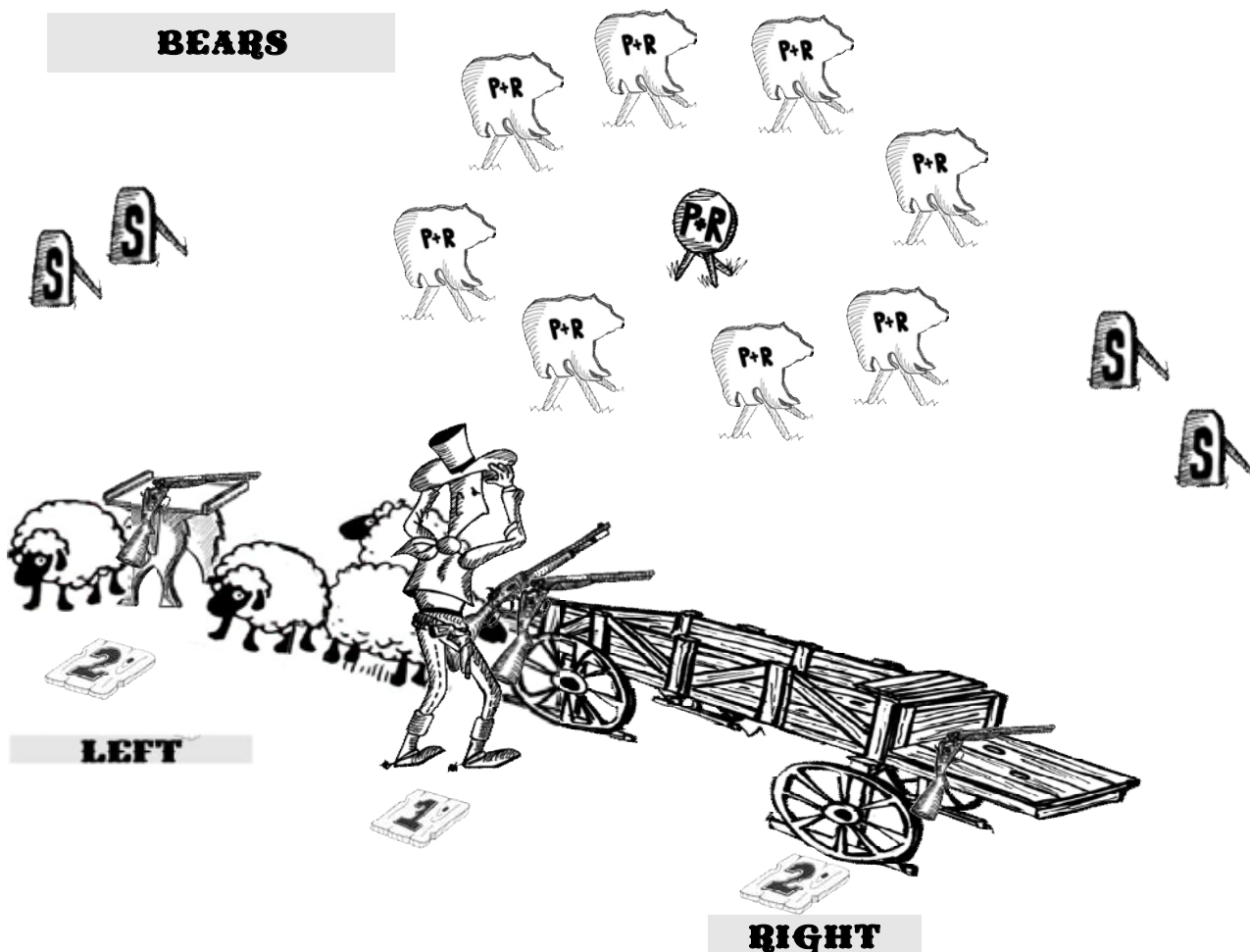
- Zbraně:** Revolvery v holstrech, dlouhé zbraně na pozici 1.
Start: Na pozici 1 nebo 2, Ruce se dotýkají zbraně / zbraní.
Sekvence: Pozice: 1-2 / 2-1, Zbraně: S/R-P / P-R-S. Hláška - Nemiň !!!!
Po signálu:
Revolvery Z pozice 2 tři P terče stylem 3x krajní terče a 4x střední terč libovolně.
Před střelbou puškou uvolní kyvadlo.
Puška Z Pozice 1 tři R terče stejnou instrukcí jako pro revolvery, kyvadlo je střední.
Brokovnice Z pozice 1 čtyři brokové terče libovolně.



STAGE 9

BAY HA
COLBERT
© VITIR

BEARS



Revolvers 5+5, Rifle 8, Shotgun 2+

Standing: Revolvers holstered, Rifle stages at position 1, shotgun anywhere.

Starting: At position 1, Hand touching hat.

Sequence: Positions: 1-2L/R. Guns: P/R-S. When ready say - Beer is better !!

After the beep:

Pistols + From Position 1 with the Rifle and Pistols engage each P+R targets twice starting

Rifle anywhere for total 18 rounds in any order - Round Counts.

Shotgun From Position 2 L or R engage two S targets in any order.

Zbraně: Revolvery v holstrech, puška na pozici 1, brokovnice na kterékoliv pozici.

Start: Na pozici 1, Ruce se dotýkají klobouku.

Sekvence: Pozice: 1-2L/R. Zbraně: P/R-S. Hláška - Pivo je lepší !!

Po signálu:

Revolvery+ Z pozice 1 puškou a revolvery každý z devíti P+R terčů dvakrát, start na


Puška kterékoliv terči, celkem 18 ran libovolně - Round Counts.

Brokovnice Z pozice 2 L/R dva brokové terče libovolně.



STAGE 10

BAY 10
COLBERT
© VITR



RUNNING BISON

Revolvers 5+5, Rifle 10, Shotgun 4+

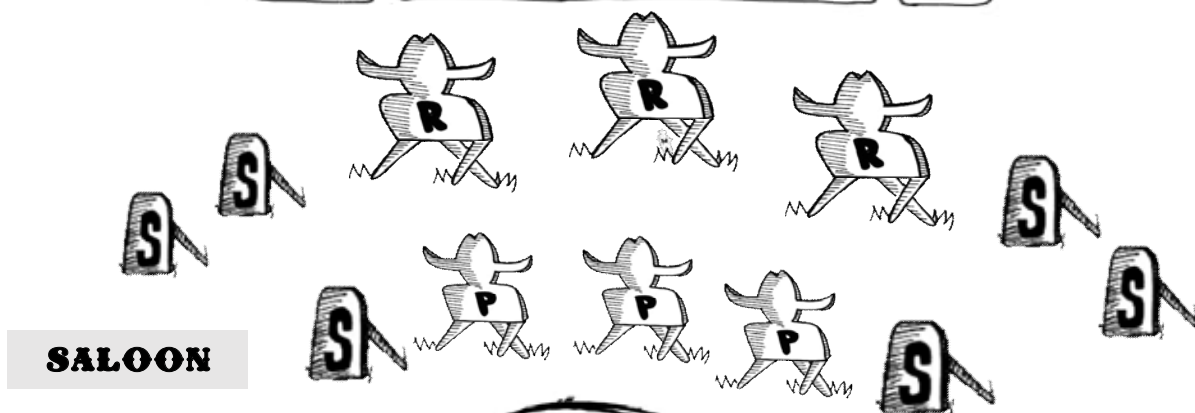
- Standing:** Pistol holstered, long guns staged at position 1.
Starting: At position 1, hands touching the table.
Sequence: Any order, but rifle not be the last. When ready say - Running Bison !!!!
After the beep:
Pistols From position 1 engage P targets in 2-6-2 Style in any order.
 Before rifle shooting push button and release the running Bison.
Rifle Engage outside R targets twice, Running Bison target six times, any order.
Shotgun From position 1 engage 4 shotgun targets in any order.

- Zbraně:** Revolvery v holstrech, dlouhé zbraně na pozici 1.
Start: Na pozici 1, ruce se dotýkají stolu.
Sekvence: Libovolně, ale puška nesmí být poslední. Hláška - Pádící Bizoni !!!!
Po signálu:
Revolvery Z pozice 1 P terče stylem 2-6-2 LIBOVOLNĚ.
 Před střelbou z pušky zmáčkní tlačítko pro spuštění Bizona.
Puška Krajní R terče dvakrát, Terč Running Bison šest krát, vše LIBOVOLNĚ.
Brokovnice Z pozice 1 čtyři brokové terče libovolně.




STAGE 11

BAY 9
COLBERT
© VITIR



SALOON



LEFT

RIGHT

Revolvers 5+5, Rifle 10, Shotgun 6+

Standing: Revolvers holstered, Long guns at position 2.

Starting: At position 1 Left or Right, Bottle in hands.

Sequence: Positions: 1L/R-2, Guns: Any order, but rifle may not be last. When ready say - Get out !!!

After the beep: Put the bottle on the table and move to position 2.

Pistols From Position 2 engage three P targets in 3-5-2 Sweep starting on either outside target.

Rifle From Position 2 engage three R targets using the same instruction as for the pistol.

Shotgun From Position 2 engage six shotgun targets in any order till down,

Note 3-5-2 Sweep (1;1;1;2;2;2;2;2;3;3)

Zbraně: Revolvery v holstrech, brokovnice a puška na pozici 2.

Start: Na pozici 1 Vlevo nebo Vpravo, Láhev v obou rukáčch.


Sekvence: Pozice 1L/R-2, Zbraně: P-R-S. Hláška - Vypadni !!!

Po signálu: Střelec položí láhev na stůl a přesune se na pozici 2.

Revolvery Z Pozice 2 tři P terče stylem 3-5-2 Sweep, začínající na jednom krajním terči.


Puška Z Pozice 2 tři R terče stejnou instrukcí jako pro revolvery.

Brokovnice Z Pozice 2 šest brokových terčů libovolně do padnutí.



STAGE 12

BAY HB
SEAN
© VITIR



LEFT


RIGHT

Revolvers 5+5, Rifle 10, Shotgun 4+

Zbraně: Revolvery v holsterech, brokovnice na pozici 2 nebo 3, puška na pozici 1.
Start: Na pozici 1L or 1R, ruce na přezce opasku.
Sekvence Pozice: 1L-2L-3L / 1R-2R-3R, Zbraně: R-P-S. Hláska - Tequila !!!
Po signálu:
Rifle Z pozice 1L nebo 1R zasahuj padací terče R libovolně do padnutí, zbylou munici vystříej do terče pevného R.
Pistol Z pozice 2L nebo 2R zasahuj padací terče P libovolně do padnutí, zbylou munici vystříej do terče pevného P.
Shotgun Z pozice 3L nebo 3R čtyři brokové terče libovolně.


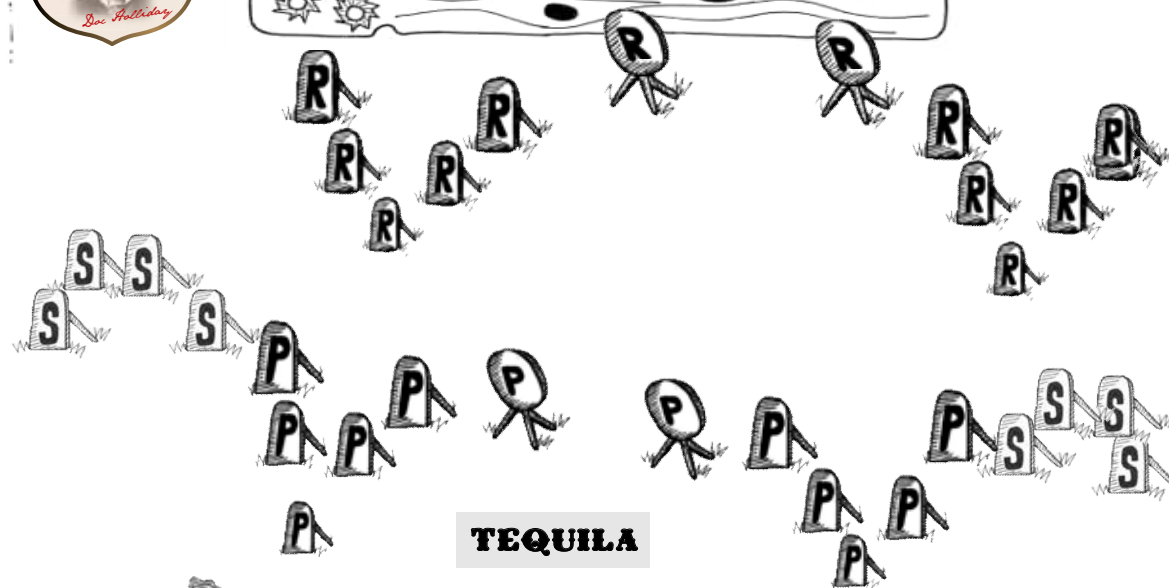
Poznámka

Každý stojící padací terč po skončení střelby je miss.
 Pro revolver a pušku máš 10 ran na 5 padacích terčů. Zbylé rány, které se střílí na fixní pevné terče P a R se v případě nezasáhnutí terče nehodnotí jako miss. Všechny zbylé náboje musí být vystřeleny. Vyhozený náboj z pušky se bere jako miss, ale střelec může vyhozený náboj dobít.



STAGE 12

BAY HB
SEAN
© VITIR




Revolvers 5+5, Rifle 10, Shotgun 4+

Standing: Revolvers holstered, shotgun staged at position 2 or 3, rifle at position 1.
Starting: At position 1L or 1R, Hand on the buckle.
Sequence: Positions: 1L-2L-3L / 1R-2R-3R, Guns: R-P-S. When ready say - Tequila !!!!
After the beep:
Rifle From Position 1L or 1R engages R knock down targets till down and then stationary R target with any remaining rifle rounds.
Pistol From position 2L or 2R engage P knock down targets until down and then stationary P target with any remaining revolvers rounds.
Shotgun From position 3L or 3R engage four shotgun targets in front of position in any order.


Note

Any knockdown targets (P,R,S) still standing at the end of the stage are scored as misses. This is 10+ on 5 engagement for Rifle and Revolvers. Rounds remaining in the Rifle and Revolvers that are intended for the "R" or "P" stationary plates do not register as penalties. All round must be fired from the Rifle and Revolvers. Ejected live round from the rifle is a miss, it is allowed to reload.




SPEED REVOLVERS

BAY 7
COLBERT
© VITIR



TRAIN STATION



Revolvers 5+5

Standing: Revolvers holstered
Starting: At position 1, Hands touching guns.


After the beep:
Pistols From Position 1 engage P targets in Double Tap Sweep starting in either end.

Double Tap Sweep
 (1;1;2;2;3;3;4;4;5;5)





SPEED RIFLE

BAY 7
COLBERT
© VITIR



TRAIN STATION



Rifle 9

Starting: At position 1, rifle in port arms.

After the beep:

Rifle From Pos. 1 engage 3 R targets in Tripple Tap Sweep starting on either end.


Tripple Tap Sweep
(1;1;1;2;2;2;3;3;3)



SPEED SHOTGUN

BAY 6
COLBERT
© VITR

COACH



Shotgun 6+

Starting: At position 1, Shotgun in port arms.


After the beep:

Shotgun From position 1 engage 6 shotgun targets in any order.



TEAM MATCH

BAY 4
COLBERT
© VITIR



Revolvers 5+5, Rifle 10, Shotgun 4+


Standing: Shooter 1 with revolver(s) aiming to targets at position 1.
Shooter 2 with rifle in both hands at position 2.
Shooter 3 with shotgun in both hands at position 3.

After the beep:

Pistols Shooter 1 from Pos.1 engage P targets in Double Tap Sweep starting on either end.
Rifle Shooter 2 from Pos.2 engage R targets in Nevada Double Tap Sweep starting on either end.
Shotgun Shooter 3 from Pos.3 engage four S targets in any order.

Double Tap Sweep
(1;1;2;2;3;3;4;4;5;5)

Nevada Double Tap Sweep
(1;1;2;2;3;3;2;2;1;1)



TOP GUN

BAY IIB

SEAN
© VITH



Pistols 5+5+, Rifle 8+1+, Shotgun 4+

Standing: Shotgun at position 2, pistols on the table at position 3, rifle at position 4.

Starting position: At position 1, shooters holding each other's hands.

Procedure: After BEEP each shooter moves to his position 2 and with the shotgun engage four S targets in any order. Then move to position 3 and with the revolvers engage P knock down targets until down and then stationary P target with any remaining revolvers rounds. Empty revolvers are staged on the table. Then move to position 4 and with the rifle engages R knock down targets til down and then stationary R target with any remaining rifle rounds. THEN reload one cartridge and hit R Captain target. Winner is the one whose R Captain target ends up on the bottom.

Note

Any knockdown targets (P,R,S) still standing at the end of the stage are scored as misses.




This is 10+ / 8+ on 5 engagement for Rifle and Revolvers. Rounds remaining in the Rifle


and Revolvers that are intended for the "R" or "P" stationary plates do not register

as penalties. All round must be fired from the Rifle and Revolvers.



Ejected live round from the rifle is a miss, it is allowed to reload.

SHOOTER'S SCORESHEET


HELL 2026 - WILD BUNCH											
STAGE	RAW TIME	BONUS	MISS	PROC	MSV	SOG	DNF	SDQ	MDQ	TOTAL	FEELING
1											😊😊
2											😊😊
3											😊😊
4											😊😊
5											😊😊
											😊😊
<div style="display: flex; justify-content: space-around; align-items: center;"> <div style="text-align: center;">  </div> <div style="text-align: center;">  </div> <div style="text-align: center;"> <p>SPEED PISTOL</p> <p>SPEED RIFLE</p> <p>SPEED 1897</p> </div> </div>										😊😊	
										😊😊	
										😊😊	

HELL 2026 - PLAINSMAN											
STAGE	RAW TIME	BONUS	MISS	PROC	MSV	SOG	DNF	SDQ	MDQ	TOTAL	FEELING
1											😊😊
2											😊😊
3											😊😊
4											😊😊
											😊😊

SHOOTER'S SCORESHEET

HELL 2026 - MAIN MATCH																				
STAGE	RAW TIME	BONUS	MISS	PROC	MSV	SOQ	DNF	SDQ	MDQ	TOTAL	FEELING									
1																				
2																				
3																				
4																				
5																				
6																				
7																				
8																				
9																				
10																				
11																				
12																				
<div style="display: flex; justify-content: space-around; align-items: center;"> <div style="text-align: center;">  </div> <div style="text-align: center;">  </div> <div style="text-align: center;"> <p style="font-weight: bold; margin: 0;">SPEED REVOLVERS</p> <p style="font-weight: bold; margin: 0;">SPEED RIFLE</p> <p style="font-weight: bold; margin: 0;">SPEED SHOTGUN</p> </div> </div>																				

HELL 2026 - WARM UP											
STAGE	RAW TIME	BONUS	MISS	PROC	MSV	SOQ	DNF	SDQ	MDQ	TOTAL	FEELING
1											
2											
3											
4											



PRÍJEZD OD ZNOJMA, Anreise, arrival

	cesta, Straße, road
	parkoviště, Parkfläche, parking
	plocha pro kempování, Campingplatz, camping area
	nevstupovat, soukromý pozemek, Nicht betreten, Privatgrundstück, do not enter, private property

SHOOTING RANGE AKIM - orientační plán, Orientierungsplan, orientation plan