

Bulletin



Oběkovice

04.07. – 06.07. 2025

HELL 2025 - Organizing TeAM

Mr. Sean

Match Director
Cowboy Action
Wild Bunch
Warm Up
Untouchables



Joe Loco

Rang Master
Team Match



Little Lena
Ucitel

Camping
Parking
Speed Guns
Technical
Support



High and Kid

Technical
Support




Mr. Ugly

Technical
Support



Shadows

Technical
Support



Blonde
Rocky

Technical
Support



Colbert

Stats
Officer



HELL 2025 - Schedule

Wild Bunch						
4-VII. 2025	12L	12R	5	6	7	Bay
	1	2	3	4	5	Stage
Posse 1	12:00	13:00	14:00	15:00	16:00	Time
Posse 2	16:00	12:00	13:00	14:00	15:00	
Posse 3	15:00	16:00	12:00	13:00	14:00	
Posse 4	14:00	15:00	16:00	12:00	13:00	
Posse 5	13:00	14:00	15:00	16:00	12:00	



Cowboy Action Shooting - Day 1														
5-VII. 2025	12L	12R	3	4	5	6	7	8	11A	10	9	11B	Bay	
	1	2	3	4	5	6	7	8	9	10	11	12	Stage	
Posse 1	10:00	10:50	11:40	12:30	13:20	14:10								Time
Posse 2	14:10	10:00	10:50	11:40	12:30	13:20								
Posse 3	13:20	14:10	10:00	10:50	11:40	12:30								
Posse 4	12:30	13:20	14:10	10:00	10:50	11:40								
Posse 5	11:40	12:30	13:20	14:10	10:00	10:50								
Posse 6	10:50	11:40	12:30	13:20	14:10	10:00								
Posse 7							10:00	10:50	11:40	12:30	13:20	14:10		Time
Posse 8							14:10	10:00	10:50	11:40	12:30	13:20		
Posse 9							13:20	14:10	10:00	10:50	11:40	12:30		
Posse 10							12:30	13:20	14:10	10:00	10:50	11:40		
Posse 11							11:40	12:30	13:20	14:10	10:00	10:50		
Posse 12							10:50	11:40	12:30	13:20	14:10	10:00		

Cowboy Action Shooting - Day 2														
6-VII. 2025	12L	12R	3	4	5	6	7	8	11A	10	9	11B	Bay	
	1	2	3	4	5	6	7	8	9	10	11	12	Stage	
Posse 1							10:00	10:50	11:40	12:30	13:20	14:10		Time
Posse 2							14:10	10:00	10:50	11:40	12:30	13:20		
Posse 3							13:20	14:10	10:00	10:50	11:40	12:30		
Posse 4							12:30	13:20	14:10	10:00	10:50	11:40		
Posse 5							11:40	12:30	13:20	14:10	10:00	10:50		
Posse 6							10:50	11:40	12:30	13:20	14:10	10:00		
Posse 7	10:00	10:50	11:40	12:30	13:20	14:10								Time
Posse 8	14:10	10:00	10:50	11:40	12:30	13:20								
Posse 9	13:20	14:10	10:00	10:50	11:40	12:30								
Posse 10	12:30	13:20	14:10	10:00	10:50	11:40								
Posse 11	11:40	12:30	13:20	14:10	10:00	10:50								
Posse 12	10:50	11:40	12:30	13:20	14:10	10:00								






WILD BUNCH 1

BAY 12L
MR. SEAN
© VITIR




Sponsor - Robie the Gun

Loundry



Pistol 7+7+7, Rifle 7, Shotgun 6



- Standing:** Pistol holstered, rifle and shotgun staged at position 1 or 3.
- Starting:** At position 1 or 3, long guns staged on opposite side. Hand's touching pistol.
- Sequence:** Positions: 1-2 3-2-1 or 3-2-1-2-3, Guns: P-R-S.
- After the beep:**
 - Pistol** From Position 1 or 3 engage three R targets in Nevada Sweep starting on either end. From position 2 engage P targets by 2 mags using the same instructions.
 - Rifle** From Position 3 or 1 engage R targets in Nevada Sweep starting on either end.
 - Shotgun** From Position 1, 2 and 3 engage two shotgun targets from each position in any order.



WILD BUNCH 2

BAY 12R
MR. SEAN
© VITIR

Hotel




Pistol 7+7+7+7, Rifle 7, Shotgun 4

- Standing:** Pistol holstered, long guns staged at position 2.
- Starting:** At position 1 or 3, cowboy ready (hand is not touching weapons or ammo)
- Sequence:** Positions: 1-2-3 / 3-2-1/ Guns: P-R/S-P. Long guns can be shot in any order.
- After the beep:**
 - Pistol** From positions 1 and 3 engage P targets two times in 3-1-3 style (round count)
 - Rifle** From position 2 engage R targets in 2-1-1-1-2 style (round count)
 - Shotgun** From position 2 engage 4 shotgun targets in any order






WILD BUNCH 3

BAY 5
MR. SEAN
© VITIR



TOMBSTONE TERRITORY

Sponsor



Pistol 7+7+7, Rifle 7, Shotgun 4

- Standing:** Pistol holstered, shotgun staged at any position, rifle at position 2.
- Starting:** At position 2, both palms on table.
- Sequence:** Positions: 2-1-3 / 2-3-1. Guns: R/P-S. You can start with rifle or pistol.
- After the beep:**
 - Rifle** From position 2 engage R targets in 3-1-1-1-1 style starting on **either end**.
 - Pistol** From position 2 engage R targets using one mag in 3-1-1-1 style **starting on opposite end than rifle**. From position 2 engage P targets using 2 **mags in 3-1-1-1-1 style**. With the 2nd mag start on the opposite end as with **the 1st mag**.
 - Shotgun** From position 1 and 3 engage 2 shotgun targets in any order



WILD BUNCH 4

BAY 6

MR. SEAN
© VITR

COACH



Pistol 7+7+7 Rifle 7, Shotgun 6

Standing: Pistol holstered, shotgun staged where you start, rifle stage at **position 2**.

Starting: At position 1 or 3, low surrender.

Sequence: Positions: 1-3-2 / 3-1-2. Guns: S-R-P.

After the beep:

Shotgun From Position 1 and 3 engage three S targets from each position in **any order**.

Rifle From position 2 engage R targets in any order, each must be hit **at least once**.


Pistol From position 2 using one mag engage R targets in any order, each **must be hit once**. From position 2 using two mags engage P targets in any order, **each must be hit twice**.



Klaus Mumme - Büchsenmacherei



Train STATION



Pistol 7+7+7+7, Rifle 10, Shotgun 6

Sponsor

Standing: Pistol holstered, long guns staged at position 2.

Starting: At position 1 or 3, hands on hat or head.

Sequence: Positions: 1-2-3 or 3-2-1. Guns: P-R/S-P.

After the beep:

Pistol From position 1 and 3 engage P targets two times from each position in 2-3-2 style.

Rifle From position 2 engage R targets in Hermit Joe Sweep starting on either end.

Shotgun From position 2 engage six shotgun targets in any order.




Hermit Joe Sweep

(1;2;1;3;1;4;1;5;1;6)



STAGE 1

SAY 12L
MR. SEAN
© VITIR



Revolvers 5+5, Rifle 10, Shotgun 4+

Standing: Revolvers holstered, rifle and shotgun staged at position 1 or 3.

Starting: At position 1 or 3, Cowboy ready (not touching guns or ammo)

Sequence: Positions: 1-2/ 3-2, Guns: R-S-P. When ready say - Wash it off !

After the beep:

Rifle From Position 1 or 3 engage three R targets twice in 222,1,3 Sweep.

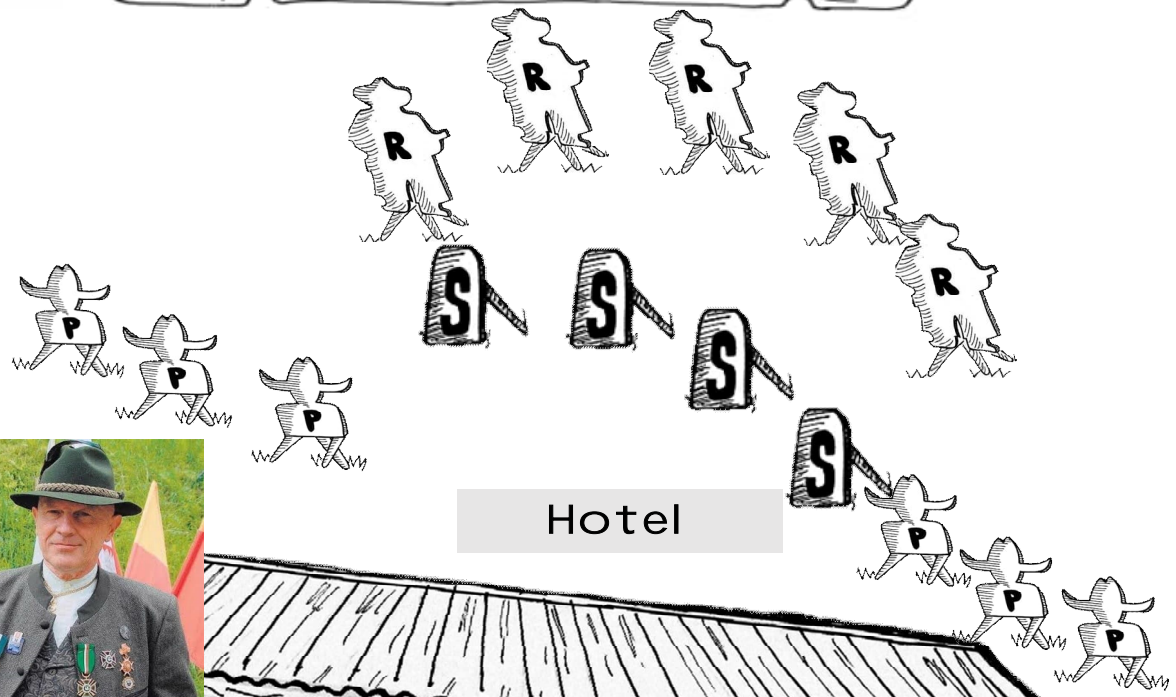
Shotgun From Position 1 or 3 engage two shotgun targets in any order, **move to position 2** and engage another 2 shotgun targets in any order

Pistols From Position 2 engage three P targets using the same instructions as for the rifle.



STAGE 2

BAY 12R
MR. SEAN
© VITIR



SPONSOR



Hotel



Revolvers 5+5, Rifle 10, Shotgun 4+

Standing: Revolvers holstered, rifle at position 2.
Starting: At position 2, shotgun in hand, 2nd hand is touching ammo.
Sequence: Positions: 2-3 / 2-1. Guns: S-R-P. When ready say - Sweet hell girls !!!!

After the beep:
Shotgun From position 2 engage 4 shotgun targets in any order
Rifle From position 2 engage R targets in Wyoming Sweep starting on either end.
Pistol From Position 1 or 3 engage P targets two times in Arkansas Shuffle Sweep starting on either end. Dirty sweep is allowed

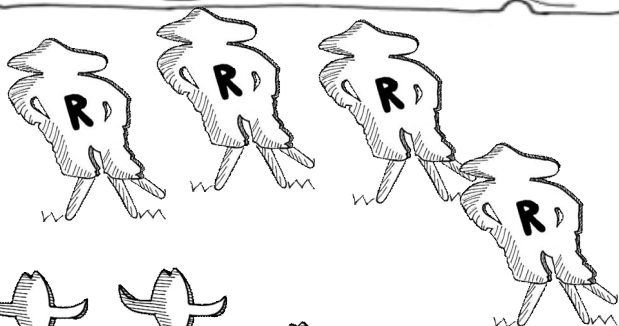
Arkansas Shuffle Sweep
(11;2;33) or (33;2;11)

Wyoming Sweep
(1;2;3;4;55;4;3;2;1)





STAGE 3


BAY 3
MR. SEAN
© VITIR



SPONSOR



Town Marshal



Left

Right

Revolvers 5+5, Rifle 10+1, Shotgun 2+



- Standing:** Revolvers holstered, rifle staged at position 2.
- Starting:** At position 1L or 1R, Shotgun in port arms.
- Sequence:** Positions: 1L-2 / 1R-2, Guns: S-R-P. When ready say - Right or Left?
- After the beep:**
 - Shotgun** From position 1 or 3 engage 2 shotgun targets in any order.
 - Rifle** From Position 2 engage R targets in Badger Sweep starting on either end.
 - Bonus:** Engage target B by reloaded cartridge, hit means minus 7 s, miss is not penalized. Shooter can reload anytime.
 - Pistols** From Position 2 engage P targets in Badger Sweep starting on either end.

Badger Sweep
(1;2;3;4;1;2;3;1;2;1)



STAGE 4

BAY 4
MR. SEAN
© VITIQ



Revolvers 5+5, Rifle 10, Shotgun 4+

Standing: Revolvers holstered, shotgun staged at position 2.

Starting: At position 1. Rifle in port arms.

Sequence: Positions: 1-2. Guns: R-P-S / R-S-P. When ready say - Don't miss them!

After the beep:

Rifle From Position 1 Left or Right engage P+R targets ahead of shooter (**Left or Right**) in 2-3-5 Sweep starting on either end.

Pistols From position 2 engage three LEFT or three RIGHT P+R targets **using the same instructions as for rifle**

Shotgun From position 2 engage 4 shotgun targets in any order

2-3-5 Sweep
(11;222;33333)

SPONSOR


SHADOWS - Šedivec s.r.o.

GRANULACE PLASTŮ






STAGE 5

BAY 5
MR. SEAN
© VITIR



TOMBSTONE TERRITORY



Revolvers 5+5, Rifle 10, Shotgun 4+

Standing: Revolvers holstered, shotgun staged at position 1 or 3, rifle at position 2.

Starting: At position 1 or 3, low surrender.

Sequence: Positions: 1-2-3 / 3-2-1. Guns: S-P/R-S. When ready say - **Cowboys !!!!**

After the beep:

Shotgun From position 1 and 3 engage 2 shotgun targets in any order

Rifle From position 2 engage R targets in Oregon Trail Sweep starting on either end.

Pistols From position 2 engage P targets using the same instructions as for rifle.

Oregon Trail Sweep
(111; 2; 33; 4; 555)

SPONSOR



**BLACK BEAVER
TRADING POINT**
WWW.BERNIEBEAVER.DE



STAGE 6

BAY 6
MR. SEAN
© VITIK

COACH



Revolvers, 5+5 Rifle 10, Shotgun 4+

- Standing:** Revolvers holstered, shotgun staged anywhere, rifle staged either at position 1 or 3.
- Starting:** At position 1 or 3, hands touching belt buckle.
- Sequence:** Positions: 1-2-3 / 3-2-1. Guns: R-P-S. When ready say - How far are Wolves?
- After the beep:**
- Rifle** From Position 1 or 3 each target must be hit at least once, but double tap is not allowed
- Pistols** From Position 2 engage P targets using the same instruction as for the rifle.
- Shotgun** From position 3 or 1 engage 4 shotgun targets in any order.

SPONSOR

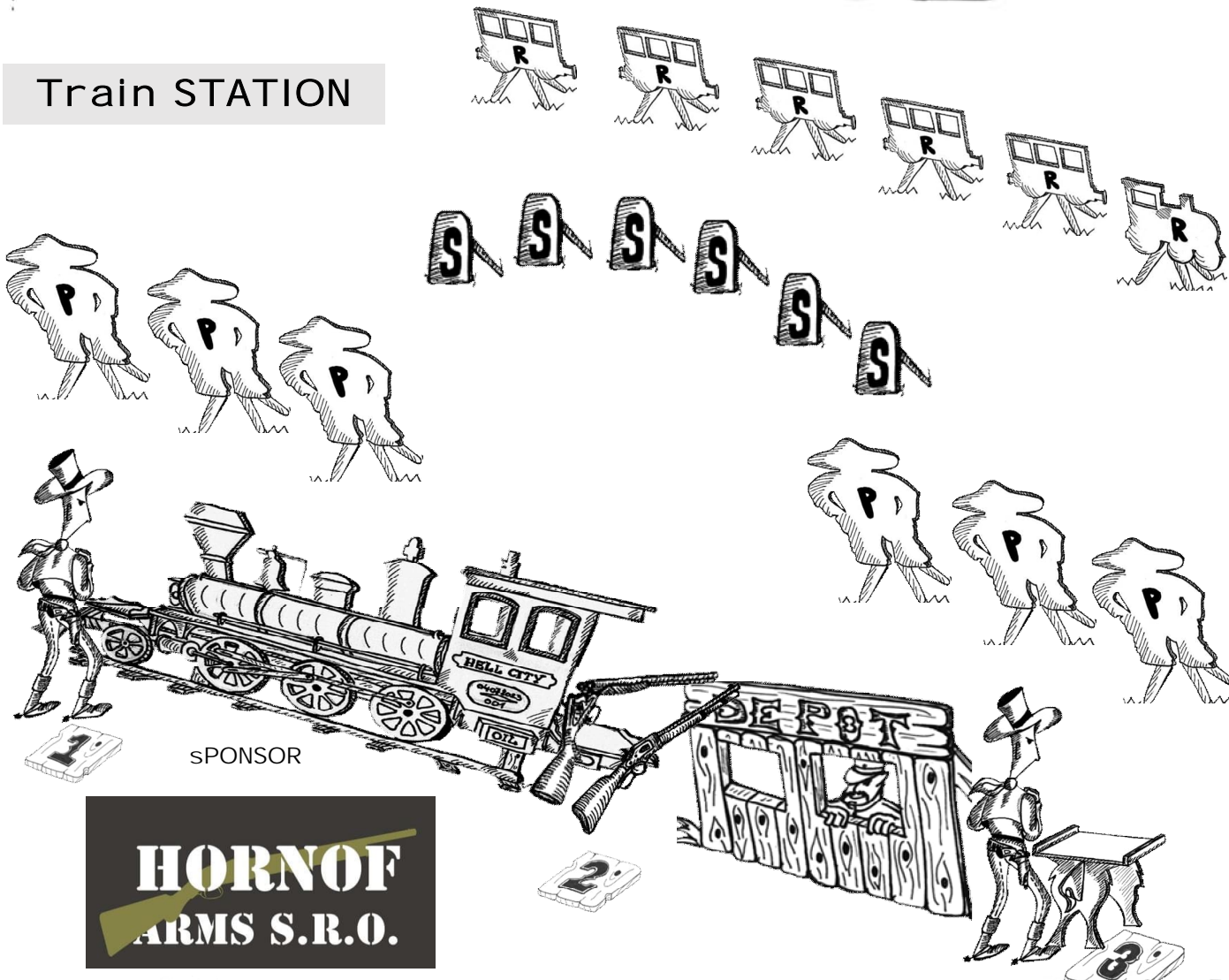
EAGLE GRIPS, INC.
The Worlds Finest Handgun Grips



STAGE 7

BAY 7
MR. SEAN
© VITIK

Train STATION



Revolvers 5+5, Rifle 10, Shotgun 6+

Standing: Revolvers holstered, long guns staged at position 2.

Starting: At position 1 or 3, Hands crossed on chest.

Sequence: Positions: 1-2/3-2. Guns: P-R-S. When ready say - It's time !!!

After the beep:

Pistols From pos. 1 or 3 engage P targets in Nevada double tap sweep **starting on either end**

Rifle From Position 2 engage R targets in Shadows Sweep starting on **either end**.

Shotgun From position 2 engage six shotgun targets in any order.


Nevada Double Tap Sweep
(11;22;33;22;11)

Shadows Sweep
(111;2;3;4;5;666)




BAY 8
MR. SEAN
© VITIB

swinging bottle



sPONSOR



Revolvers 5+5, Rifle 10, Shotgun 4+

Standing: Revolvers holstered, rifle staged at position 2, Shotgun staged anywhere.

Starting: At position 1, Pistol(s) in hand(s) aiming in target.

Sequence: Positions: 1-2-1, Guns: P-R-S. When ready say - Swing it !!!!

After the beep:

Pistols From position 1 engage P targets in 2-6-2 style in any order.

Before shooting with the rifle release the Swinger.

Rifle From Position 2 engage R targets using the same instruction as for **the pistols**.

Shotgun From position 1 engage 4 shotgun targets in any order.


Note:

The Swinging bottle is the central target



STAGE 9

BAY HA
MR. SEAN
© VITIR



Revolvers 5+5, Rifle 10, Shotgun 4+

Standing: Revolvers holstered, rifle staged at position 2, Shotgun staged at position 1 or 2.

Starting: At position 1 or 3, Hand(s) touching pistol or shotgun.

Sequence: Positions: 1-2-3/3-2-1. Guns: S-R-P/P-R-S. When ready say - Czech Bears !!

After the beep:

Shotgun From Position 1 engage S targets in any order.


Rifle From Position 2 engage R targets in Inside-Outside Sweep starting on either end.

Pistols From Position 3 engage P targets using the same instruction as for the rifle.

Inside-Outside Sweep

(1;5;2;4;33;2;4;1;5) or (1;5;2;4;33;4;2;5;1)

sPONSOR






STAGE 10

BAY 10
MR. SEAN
© VITIK

running bison



Revolvers 5+5, Rifle 9, Shotgun 4+

Standing: All weapons staged at position 1.

Starting: At position 1, facing up range

Sequence: Guns R-P/S. When ready say - Saddle Up !!!!

After the beep:

Rifle Before rifle string push button and release the running Bison.


From position 1 engage R targets in 2-5-2 style in any order.

Pistols **From Position 1** engage P targets- each must be hit three times **in any order** .

Use the last round to finish the running bison. Pistols can be staged **on table or holstered**.

Shotgun **From position 1** engage 4 shotgun targets in any order.

SPONSOR



2-5-2 Style

2 times Outside targets, 5 times Central target.

Note


Running Bison is Central Target



STAGE 11

BAY 9
MR. SEAN
© VITIR

Bel I Tower



Sponsors - Sarah and Mario



Revolvers 5+5, Rifle 10, Shotgun 4+

Standing: Revolvers holstered, shotgun staged at position 1.

Starting: At position 1, rifle in both hand.

Sequence: Position: 1-2-3, Guns: R-S-P. When ready say - Ring it !!!!

After the beep:

Rifle From Position 1 engage all P+R targets once and Bell five times in any order.


Shotgun From position 2 and/or between 1 and 2 engage 4 shotgun targets in any order.

Pistols From Position 3 engage P+R targets- each must be hit two times in any order. Don't shoot on the bell.



STAGE 12

BAY HB
MR. SEAN
© VTR







Revolvers 5+5, Rifle 10, Shotgun 4+

- Standing:** Revolvers holstered, shotgun staged at any position, rifle at position 1.
- Starting:** At position 1L or 1R, Hand on the buckle.
- Sequence:** Positions: 1L-3L-2L / 1R-3R-2R, Guns: R-S-P. When ready say - **Sliowitz !!!!**
- After the beep:**
- Rifle** From position 1L or 1R engages R knock down targets until down and then dump any remaining rifle rounds to stationary target R.
 - Shotgun** From position 3L or 3R engage four shotgun targets in any order.
 - Pistol** From position 2L or 2R engage P knock down targets until down and then dump any remaining pistol rounds to stationary target P.

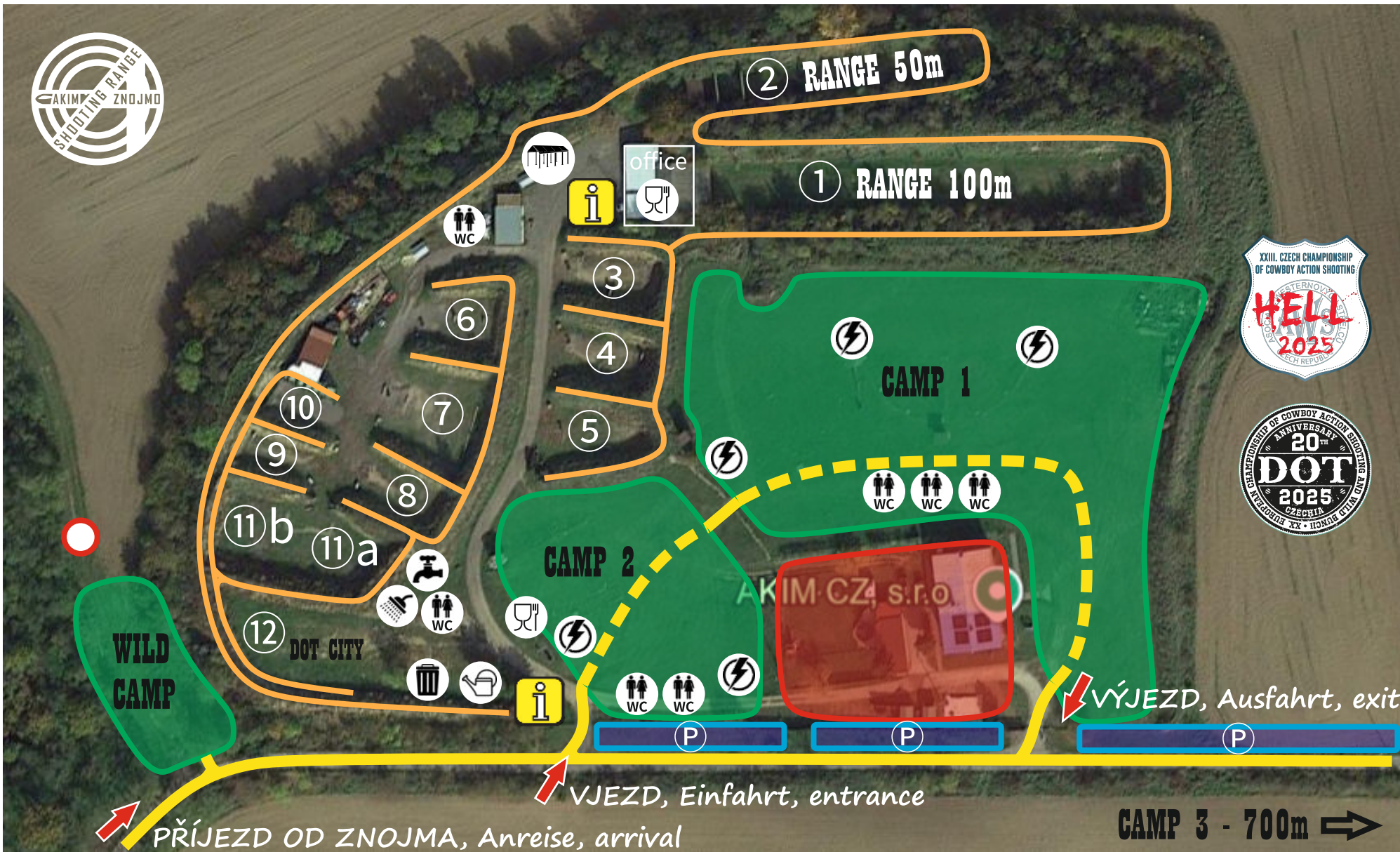
Note





Any knockdown targets (P,R,S) still standing at the end of the stage are scored as misses. This is 10+ on 5 knock downs for Rifle and Revolvers. Rounds remaining in the Rifle and Revolvers that are intended for the "R" or "P" stationary plates do not register as penalties. All round must be fired from the Rifle and Revolvers. Ejected round from the rifle is a miss, but it is allowed to reload.



	cesta, <i>Straße</i> , road
	parkoviště, <i>Parkfläche</i> , parking
	plocha pro kempování, <i>Campingplatz</i> , camping area
	nevstupovat, soukromý pozemek, <i>Nicht betreten, Privatgrundstück</i> , do not enter, private property

SHOOTING RANGE AKIM - orientační plán, Orientierungsplan, orientation plan



	cesta, Straße, road
	parkoviště, Parkfläche, parking
	plocha pro kempování, Campingplatz, camping area
	nevstupovat, soukromý pozemek, Nicht betreten, Privatgrundstück, do not enter, private property

SHOOTING RANGE AKIM - orientační plán, Orientierungsplan, orientation plan